

# Annual Financial Report 2023

---

## **Friends Alliance**

Friends-International (France, Cambodia, Laos, Thailand)

Mith Samlanh (Cambodia)

Yayasan Teman Baik (Indonesia)

Tha Ngae Chin Myar (Myanmar)

*With thanks to the Friends-International Support Offices in  
Germany, Switzerland and USA*



# Acronyms

3PC	Partnership Program for the Protection of Children
CS	ChildSafe
CSA	ChildSafe Alliance
CSE	ChildSafe Experience
CSM	ChildSafe Movement
CWAFF	CW Asia Fund Foundation
DIC	Drop-in-Centre
ECPAT	End Child Prostitution and Trafficking
F3	Friends Futures Factory
FI	Friends-International
GAAP	Generally Accepted Accounting Principles
Suisse GAAP FER	Suisse Generally Accepted Accounting Principles, Fachempfehlungen zur Rechnungslegung or Accounting and Reporting Recommendations
G2A	Give2Asia
GFATM	Global Fund Fight Against Aids, Tuberculosis & Malaria
HQ	Headquarters
IEC	Information, Education, Communication (Materials)
MEL	Monitoring, Evaluation & Learning
MS	Mith Samlanh
NCHAD	National Centre for HIV/AIDs, Dermatology, and Sexually Transmitted Diseases
NGO	Non-Governmental Organisation
PSAK	Pernyataan Standar Akuntansi Keuangan or Indonesian Financial Accounting Standards
EU	Tha Nga Chin Myar (aka Friends Myanmar)
UNICEF	United Nations Children's Fund
UNODC	United Nations Office on Drugs and Crime
VT	Vocational Training
VTB	Vocational Training Business
YTB	Yayasan Teman Baik (aka Friends Indonesia)

# Organisation Information (at 31 Dec 2023)

## Boards of Directors

<b>Friends-International</b>	<b>Mith Samlanh</b>	<b>Yayasan Teman Baik</b>	<b>Tha Ngae Chin Myar</b>
Lucile Belleville <i>Chairperson</i>	Reth Vuthy <i>Chairperson</i>	Wilfried Schneider <i>Chairperson</i>	Daw Su Su <i>Executive Director</i>
Wilfried Schneider <i>Secretary</i>	Sebastien Marot <i>Treasurer</i>	Michael Gilmore <i>Secretary</i>	Daw Kay Thew Than <i>Program Advisor</i>
Olivier Farhi <i>Treasurer</i>	Chenda Sophea Chhun <i>Secretary</i>	Vivian Hannah Gee <i>Secretary</i>	Daw Khin Hnit Thit Oo <i>Program Director</i>
Olivier Veilhan <i>Member</i>	Tith Davy <i>Member</i>	Leonard Coster <i>Treasurer</i>	U Phyo Min Thant <i>Operation</i>
Chenda Sophea Chhun <i>Member</i>	Map Somaya <i>Non-Voting</i>	Timothee Wagener <i>Member</i>	Daw War War Swe <i>Finance</i>

## Executive Director of Friends-International / Founder of Friends

Sebastien Marot

## Management

### Coordinators

Ms. Kanchan Kapoor – Finance, Deputy Director  
 Mr. Sebastien Le Mouellic – Saving Lives, Deputy Director  
 Mr. Marko Ivkovic - Human Resources  
 Ms. Ampor Sam-Oeun – Building Futures  
 Ms. Samara Smith – ChildSafe Movement  
 Mr. James Sutherland - Communications

### Country Program Directors

Ms. Somaya Map– Mith Samlanh Phnom Penh, Cambodia  
 Ms. Rita Naw– Tha Ngae Chin Myar, Myanmar  
 Ms. Ketsone Philaphandet – FI Laos  
 Ms. Orawan Saowapat – FI Thailand  
 Mr. Maneth Tho – FI Siem Reap, Cambodia  
 Mr. Ari Widodo – Yayasan Teman Baik, Indonesia  
 Ms. Valérie Sfeir – FI Suisse – until 31 March 2023

## Auditors

KPMG Cambodia Ltd • PricewaterhouseCoopers (Laos) Sole Company Ltd • Nathee Audit Group Ltd (Thailand)  
 • Mazars Indonesia • Win Thin & Associates (Myanmar)

## Registered Offices

**FI Legal Headquarters:** 29 Rue Vaneau 75007, Paris, France

**FI Operational Headquarters:** #89B, Street 103, PO Box 597, Phnom Penh, Cambodia

**Mith Samlanh:** #215, Street 13, Phnom Penh, Phnom Penh, Cambodia

**FI Siem Reap:** House #1188, Group 3, Salakanseng village, (Top Town Road), Siem Reap, Cambodia

**FI Laos:** Phainam Road, P.O. Box 10688, Vientiane Capital, Lao PDR

**FI Thailand:** 87/6 (Sukhumvit 36), Napha Sap Soi 5, Khlong Tan, Khong Toei, Bangkok 10110, Thailand

**Yayasan Teman Baik:** Jl. Tebet Timur I No.4, Kelurahan Tebet Timur, DKI Jakarta - Indonesia

**Tha Ngae Chin Myar:** No,141, 1st floor, Seikkantha Street, Kyauktada Township, Yangon, Myanmar

**FI Suisse :** Rue Gourgass 3, 1205 Genève, Switzerland

## Legal Registrations<sup>1</sup>

**Friends-International:** Prefecture de Police, Paris, France. 19 July 1995. N° W751121526

**Mith Samlanh:** Ministry of Interior, Cambodia. 11 February 2002. N° 172

**Yayasan Teman Baik:** Ministry of Justice & Human Rights of Indonesia. 26 Mar 2013. N° AHU-5596.01.04

**Tha Ngae Chin Myar:** Ministry of Home Affairs. 27 Dec 2019. N° 1 / Internal / 1024

**FI Suisse:** Registre du commerce de Genève. 17 June 2009

<sup>1</sup> The listed Friends Alliance programs are independent legal entities, founded by Friends-International, and affiliated under the Friends Alliance partnership.

# Accounting Framework

## Basis of Accounting

During the fiscal year of 2023, Friends transitioned from a modified cash basis to an accrual basis of accounting. This change is part of our ongoing commitment to enhancing the accuracy and transparency of our financial reporting. As a result, we have restated the comparative financial statements for the year 2022 to reflect this new accounting methodology. The restatement ensures that our financial statements provide a more comprehensive and precise representation of our financial position and performance. Accounting Standards followed adhere to the following in each country:

COUNTRY	Accounting Standards
France	Règlement ANC n°2014-03 relatif au plan comptable général et règlement ANC n°2018-06 relatif aux comptes annuels des personnes morales de droit privé à but non lucratif
Cambodia	Cambodian International Financial Reporting for Small to Medium Sized Entities ("CIFRS")
Laos	Accruals Basis of Accounting
Thailand	Thai Financial Reporting Standards for Non-Publicly Accountable Entities, Accounting Act BE 2543. "TFRS for NPAEs"
Indonesia	Indonesian Financial Accounting Standards (PSAK)
Myanmar	Accruals Basis of Accounting
Switzerland	Swiss GAAP FER

## Functional & Presentational Currency, and Translation

The financial statements are expressed in the presentational currency - US\$. Friends executes transactions primarily in the local currency of each program office. Functional currencies are as follows:

COUNTRY	CURRENCY
France	Euros
Cambodia	US\$
Laos	LAK (Lao Kip)
Thailand	THB (Thai Baht)
Indonesia	IDR (Indonesian Rupiah)
Myanmar	MMK (Myanmar Kyat)
Switzerland	CHF (Swiss Francs)

In 2023 each program office maintained its records in their primary currency. Transactions in currencies other than the primary currency are converted into the primary currency at the rate of exchange prevailing on the transaction dates. Exchange differences are recognized in the Income Statement.

## Asset Capitalisation & Depreciation

Friends recognises purchased capital assets at acquisition cost if in excess of US\$ 1,000 and for capitalisation of rental property renovations, in excess of \$5,000. Capital assets are recorded at cost less accumulated depreciation. The residual value is assumed to be US\$0. Depreciation is charged to profit or loss on a straight-line basis over the estimated useful lives of the individual assets as follows:

Asset Class	Years
Office & IT equipment	4
Furniture, Machinery and Other equipment	5
Small Vehicles	5
Large Vehicles	10
Intangible assets	10
Construction & Building works (owned properties)	10

Disposals are recorded when the assets are scrapped or sold. Cost of maintenance is expended as incurred.

## Income Recognition

Donor funding from restricted grants is only recognised when “earned” regardless of when the grant instalments are paid, i.e. a) for the period in which expenses for the related grant are recognised for which the grant is intended to compensate and b) where grant conditions are met. Where the grant instalments have been received, but not recognised or utilized, they are presented in the Statement of Financial Position as a current liability under “Unearned Income”. Where grant instalments have not been received, are committed, and utilized in advance of payment, they are presented in the Statement of Financial Position as a current asset under “Earned Income”.

Private donations are recognised when they are deemed receivable. A private donation is deemed to be receivable when actually received from individuals, companies, organisations or institutions which are not covered by specific grant agreements with terms & conditions. Donations in kind, if any, are recognised at fair value when received using a reliable estimate of the cost of the donated goods or services.

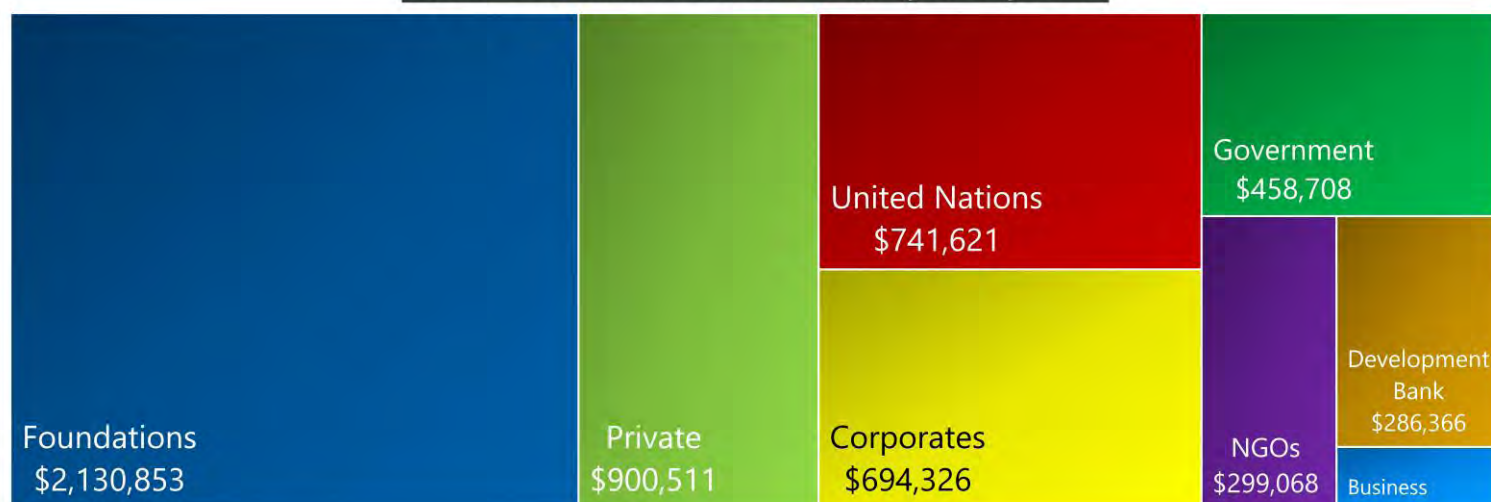
## Consolidation

The consolidated financial statements of the Friends Alliance group are prepared by the FI Headquarters and are unaudited. All intra-group balances, transactions, income and expenses are eliminated in full.

# 2023 Snapshot

	2023		2022
Number of Staff (31 Dec)	399	↗ 2%	393
Total Income (US\$)	\$5,588,767	↘ -9%	\$6,125,280
Total Expenses (US\$)	\$5,540,742	↘ -7%	\$5,933,922
Administration Costs	9%		8%

## INCOME SOURCES: \$5,588,767



## EXPENSES BY PROJECT: \$5,540,742



### Saving Lives: \$1,222,855



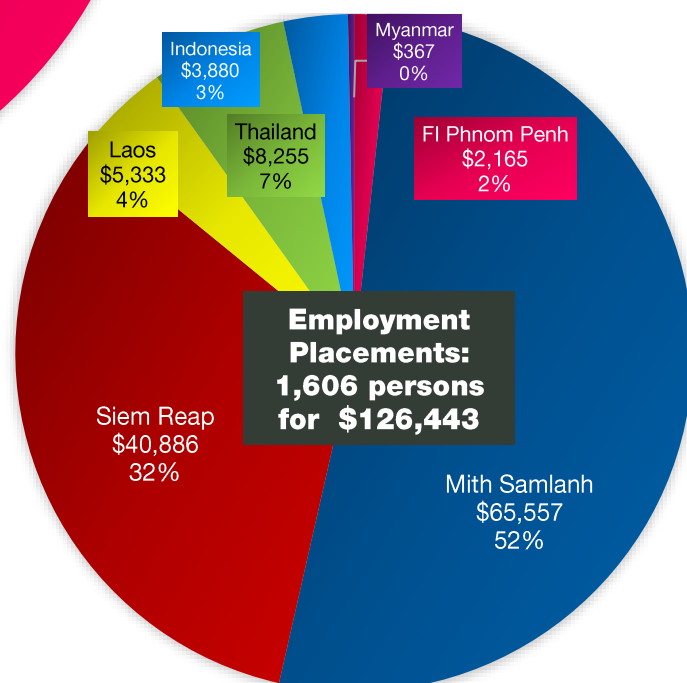
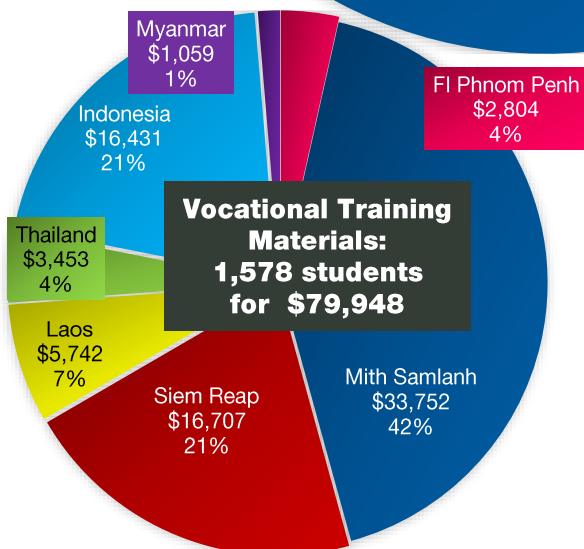
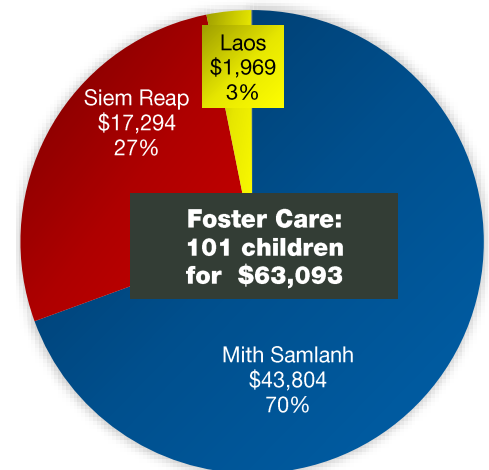
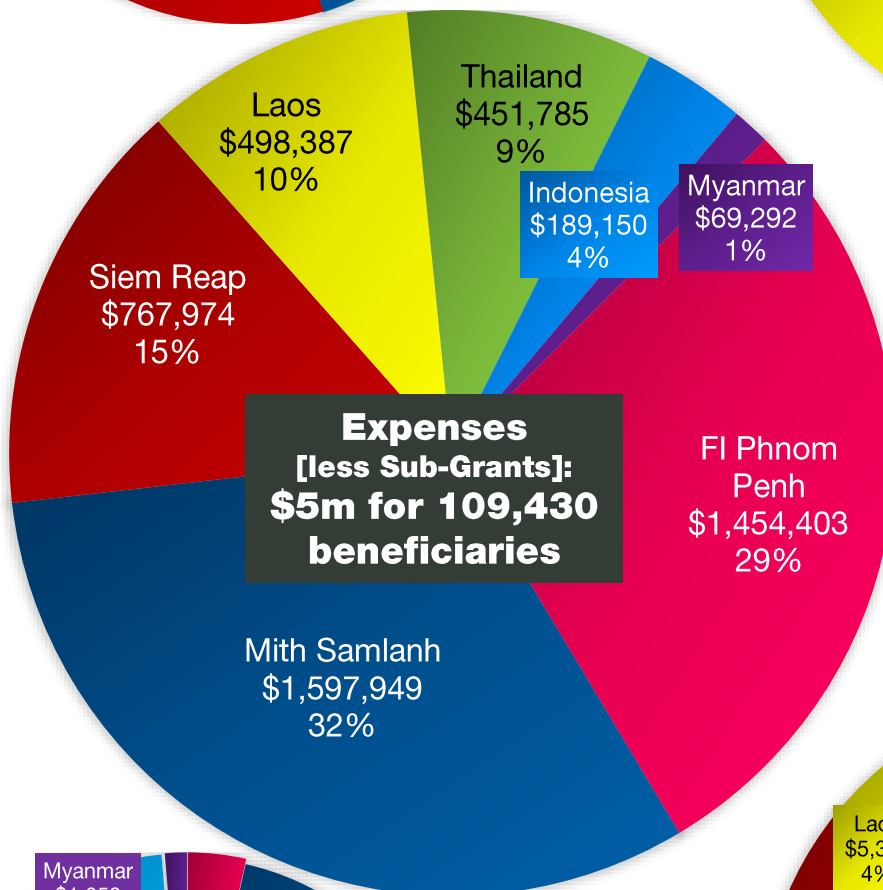
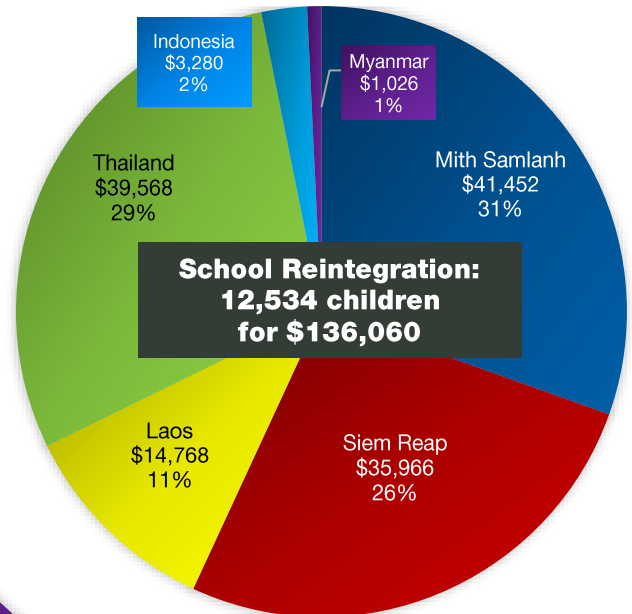
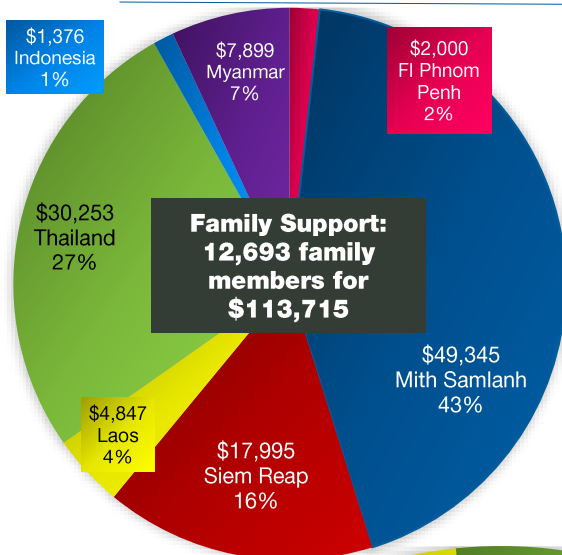
### Building Futures: \$2,184,408





## Key Expenses by Program 2023

Annual Financial Report 2023



# Top 10 Donors

#	DONOR NAME*	2023**
1	UNICEF (Cambodia, Laos, Indonesia)	\$735,261
2	Credit Suisse APAC Foundation Limited	\$438,004
3	NCHADS / GFATM	\$376,104
4	The Cold Mountain Fund of RSF Social Finance	\$300,152
5	Fondation Juniclair	\$296,647
6	ECPAT Luxembourg absI	\$282,531
7	Asian Development Bank	\$270,094
8	Regent Capital Trust Corporation Limited as Trustee of the Kwok Foundation	\$269,699
9	Fondation Philanthropique NEXT	\$245,081
10	Fondation Pierre Bellon	\$214,054

\* Donors wishing to remain anonymous have been removed from the Top 10 Donor list to respect their wishes

\*\* Funding amounts refer to earned income not cash income



# Consolidated Financial Statements

## Income Statement for the year ending 31 Dec 2023 Friends Alliance

INCOME	2023 (US\$)	2022 (US\$)
Training Income	77,285	25,587
Donor Funding	5,107,737	5,281,881
Private Donations	181,326	504,192
Consultancy	18,266	164,129
Other Income	204,123	149,491
<b>TOTAL INCOME</b>	<b>5,588,737</b>	<b>6,125,280</b>
<b>EXPENSES</b>		
<b>PERSONNEL</b>		
International Staff	522,032	531,784
National Staff	2,275,210	2,088,112
Health & Pensions	118,068	74,733
Consultancies/Professional fees	188,035	262,739
Severance / Seniority Pay	109,751	99,227
Miscellaneous Personnel Costs	45,171	37,443
	<b>3,258,266</b>	<b>3,094,038</b>
<b>DIRECT COSTS</b>		
Hygiene Costs	32,192	40,716
Medical Costs	61,641	46,802
Food/Drink for Beneficiaries	169,957	334,592
Family Support	113,715	369,710
Harm Reduction Materials	97,399	53,873
Centre Supplies	28,425	21,694
Case Manager Travel	12,319	11,726
Recreational Activity Support	16,766	5,774
School Reintegration Support	136,060	110,393
Vocational Training Materials / Referrals	79,948	59,435
Job Placement Support	49,277	39,692
Self-Employment Support	63,350	101,698
Other Direct Employment Costs	11,119	0
ChildSafe Hotline & Agents	35,473	23,899
Foster Care Families	63,093	50,295
Staff Uniforms	5,466	4,302
Independent Living	19,976	16,073
Beneficiary Transport	45,450	39,034
Beneficiary Trainings / Meetings	8,116	8,427
Community Event Costs	11,442	18,458
Miscellaneous Direct Costs	19,301	21,055
	<b>1,080,484</b>	<b>1,377,649</b>

EXPENSES cont...	2023 (US\$)	2022 (US\$)
<b>EQUIPMENT / ASSETS (&lt;\$1,000)</b>		
IT / Computers	15,668	42,483
Vehicles	0	203
Furniture / Fittings	4,470	5,191
Vocational Training Equipment	5,653	3,804
Inventory	2,857	3,252
Depreciation of Fixed Assets	47,132	34,831
	<b>75,780</b>	<b>89,764</b>
<b>INDIRECT COSTS</b>		
Communications	40,173	39,317
Transport/ Gasoline/ Maintenance	77,535	77,514
Maintenance/Renovations	40,074	24,054
Office Supplies	27,706	27,708
Rent	155,267	130,539
Utilities	51,595	48,300
Bank Charges	7,927	8,906
External Audits	85,823	43,090
Vehicle/Building Insurance	4,364	9,646
Subscriptions	6,624	10,670
Donor / Staff / Authority Relations	17,985	10,992
Miscellaneous Indirect Costs	32,722	13,804
	<b>547,794</b>	<b>444,538</b>
<b>TRAVEL &amp; TRAINING</b>		
International Travel	17,631	14,356
National Travel	21,855	33,160
Staff Training	6,799	7,843
Workshops / Meetings / Exchanges	41,785	58,245
	<b>88,070</b>	<b>113,603</b>
<b>INCOME GENERATION COSTS</b>		
Cost of Income Generation	37,882	16,528
Outlet Supplies	8,856	5,187
Miscellaneous VTB Costs	7,657	9,346
	<b>54,396</b>	<b>31,061</b>
<b>3PC SUB-GRANTS</b>		
Sub Grants - Cambodia	434,716	783,339
Sub Grants - Turkey	1,237	0
	<b>435,952</b>	<b>783,339</b>
<b>TOTAL EXPENSES</b>	<b>5,540,742</b>	<b>5,933,992</b>
<b>NET INCOME</b>	<b>47,995</b>	<b>191,288</b>
Retained funds b/f	6,155,631	6,019,553
Restated (exchange rate differences)	6,089,251	5,964,343
<b>NET ASSETS</b>	<b>6,137,245</b>	<b>6,155,631</b>

# Consolidated Financial Statements

## Statement of Financial Position

as at 31 Dec 2023

Friends Alliance

ASSETS	2023 (US\$)	2022 (US\$)
<b>Non-Current Assets</b>		
Land & Buildings	2,826,900	2,826,900
IT Equipment	3,519	2,259
Vehicles	42,048	17,547
Furniture, Machinery & Other Equipment	4,550	3,684
Intangible assets	19,279	19,279
Construction & Building Works	178,139	168,800
<b>Current Assets</b>		
Cash & Bank	4,678,871	5,871,521
Prepayments & Advances	26,850	40,366
<b>Other Current Assets &amp; Receivable</b>		
Accounts Receivables	61,672	49,498
Guarantee Deposits Receivables	23,249	24,573
Provision for Doubtful Debts	-1,510	-580
Earned / Accrued Income	123,468	199,416
<b>TOTAL ASSETS</b>	<b>7,987,033</b>	<b>9,223,263</b>
<b>LIABILITIES &amp; EQUITY</b>		
<b>Current Liabilities</b>		
Accounts Payables	63,060	18,720
Salary & Withholding Tax Payables	14,505	16,795
Social Security Payables	3,007	1,727
Employee Liabilities (< 1 year)	0	389,293
Unearned / Deferred Income	1,754,677	2,630,158
<b>Long-Term Liabilities</b>		
Employee Liabilities (> 1 year)	14,538	10,939
<b>TOTAL LIABILITIES</b>	<b>1,849,788</b>	<b>3,067,632</b>
<b>Equity</b>		
Net Income for the year	47,995	191,288
Retaining Earnings	6,089,251	5,964,343
<b>TOTAL EQUITY</b>	<b>6,137,245</b>	<b>6,155,631</b>
<b>TOTAL LIABILITIES &amp; EQUITY</b>	<b>7,987,033</b>	<b>9,223,263</b>
<b>NET ASSETS</b>	<b>6,137,245</b>	<b>6,155,631</b>

# Friends-International Headquarters

## France

### Financial Statements

#### Income Statement

for the year ending 31 December 2023

INCOME	2023 (US\$)	2022 (US\$)	2023 (€UR)	2022 (€UR)
Donor Funding	194,581	261,111	180,960	235,000
Private Donations	82,275	47,695	76,516	42,926
Consultancy & Other Income	2,905	55,605	2,702	50,044
<b>TOTAL INCOME</b>	<b>279,761</b>	<b>364,411</b>	<b>260,178</b>	<b>327,970</b>
<b>EXPENSES</b>				
Consultants	1,032	0	960	0
Recruitment, Bank Charges, Insurance	882	746	821	671
Annual Audit	3,355	0	3,120	0
Travel & Training	381	0	354	0
Sub-Grants Thailand & Cambodia	196,774	272,287	183,000	245,058
Grant to 3PC Partner Turkey	1,237	0	1,150	0
<b>TOTAL EXPENSES</b>	<b>203,661</b>	<b>273,033</b>	<b>189,405</b>	<b>245,729</b>
<b>NET INCOME</b>	<b>76,100</b>	<b>91,379</b>	<b>70,773</b>	<b>82,241</b>
Retained funds b/f	91,684	390	82,516	275
Restated (exchange rate differences)	88,726	305	0	0
<b>NET ASSETS</b>	<b>164,826</b>	<b>91,684</b>	<b>153,289</b>	<b>82,516</b>

#### Statement of Financial Position

as at 31 Dec 2023

	2023 (US\$)	2022 (US\$)	2023 (€UR)	2022 (€UR)
<b>ASSETS</b>				
Cash & Bank	722,264	200,136	671,705	180,122
<b>LIABILITIES</b>				
Accounts Payable	3,355	0	3,120	0
Unearned Income	554,083	108,452	515,297	97,607
	<b>557,437</b>	<b>108,452</b>	<b>518,417</b>	<b>97,607</b>
<b>NET ASSETS</b>	<b>164,826</b>	<b>91,684</b>	<b>153,289</b>	<b>82,516</b>

## Statement of Changes in Equity

as at 31 Dec 2023

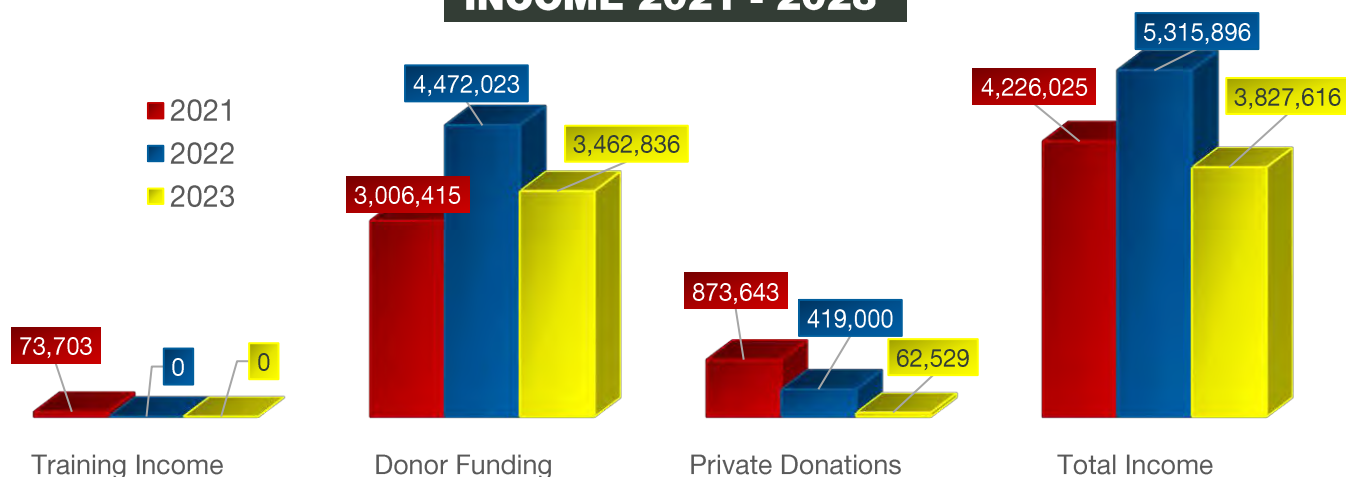
#	FUND ACCOUNT	TYPE	OPENING (€UR)	EARNED INCOME (€UR)	EXPENSES (€UR)	CLOSING (€UR)	CASH INCOME (€UR)
1	Accor Heartist Solidarity	<i>Donor Funding</i>	0	30,000	30,000	0	30,000
2	Epic Foundation	<i>Donor Funding</i>	0	0	0	0	368,650
3	Fondation Pierre Bellon	<i>Donor Funding</i>	0	150,000	150,000	0	150,000
4	France Volontaires	<i>Donor Funding</i>	0	960	960	0	50,000
5	Nirengi Donations	<i>Private Donations</i>	0	1,150	1,150	0	1,150
6	FI Reserves	<i>Reserves</i>	82,516	78,068	7,295	153,289	78,068
	<b>TOTAL</b>		<b>82,516</b>	<b>260,178</b>	<b>189,405</b>	<b>153,289</b>	<b>677,868</b>

#	FUND ACCOUNT	TYPE	OPENING (US\$)	EARNED INCOME (US\$)	EXPENSES (US\$)	CLOSING (US\$)	CASH INCOME (US\$)
1	Accor Heartist Solidarity	Donor Funding	0	32,258	32,258	0	32,258
2	Epic Foundation	Donor Funding	0	0	0	0	396,398
3	Fondation Pierre Bellon	Donor Funding	0	161,290	161,290	0	161,290
4	France Volontaires	Donor Funding	0	1,032	1,032	0	53,763
5	Nirengi Donations	Private Donations	0	1,237	1,237	0	1,237
6	FI Reserves	Reserves	88,726	83,944	7,844	164,826	83,944
	<b>TOTAL</b>		<b>88,726</b>	<b>279,761</b>	<b>203,661</b>	<b>164,826</b>	<b>728,890</b>

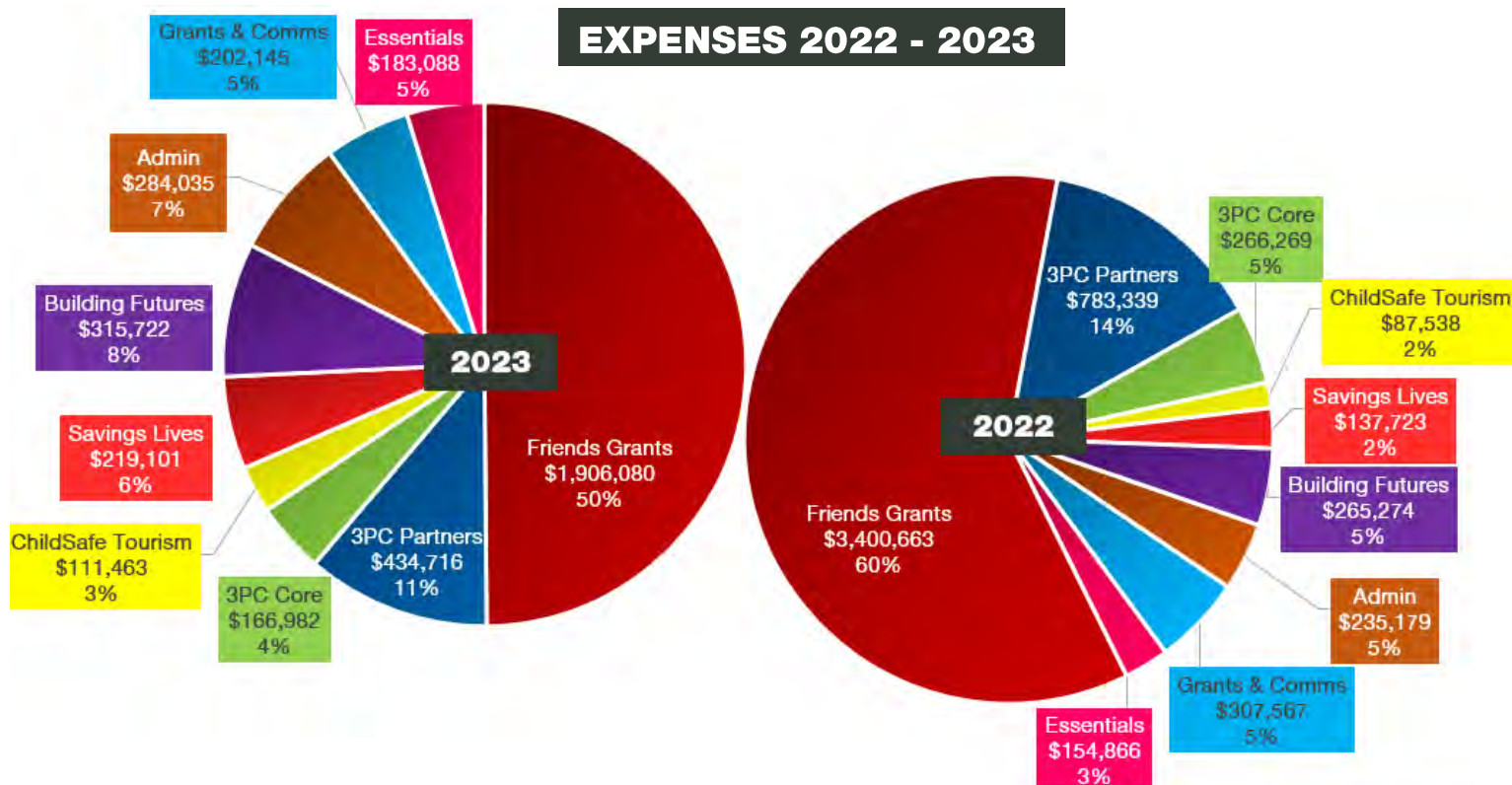
# Friends-International Phnom Penh

	2023	2022
Number of Staff (31 Dec)	78	58
Total Income (US\$)	\$3,827,616	\$5,315,896
Total Expenses (US\$)	\$3,823,332	\$5,638,419
Administrative Costs	7%	5%

## INCOME 2021 - 2023



## EXPENSES 2022 - 2023



# Financial Statements

## Income Statement

for the year ending 31 December 2023

Friends-International Phnom Penh, Cambodia

INCOME	2023 (US\$)	2022 (US\$)
Donor Funding	3,462,836	4,472,023
Private Donations	62,529	419,000
Other Income	104,833	56,172
Internal Funding	197,418	368,701
<b>TOTAL INCOME</b>	<b>3,827,616</b>	<b>5,315,896</b>

EXPENSES	2023 (US\$)	2022 (US\$)
<b>PERSONNEL</b>		
International Staff	490,611	518,292
National Staff	443,372	360,286
Health & Pensions	19,143	9,269
Consultancies/Professional fees	179,528	253,665
Recruitment Costs	10,830	11,500
Severance / Seniority Pay	47,110	47,675
Miscellaneous Personnel Costs	5,736	822
<b>Sub-Total</b>	<b>1,196,330</b>	<b>1,201,510</b>
<b>DIRECT COSTS</b>		
Family Support	2,000	2,280
Harm Reduction Materials	91,513	47,472
Centre Supplies	4,988	3,645
Vocational Training Materials / Referrals	2,804	143
Self-Employment Support	2,165	0
ChildSafe Activities	1,997	343
Staff Uniforms	874	220
ChildSafe Experiences Activities	2,581	0
Beneficiary Transport	2,598	0
Community Event Costs	6,493	15,164
Miscellaneous Direct Costs	519	3,714
<b>Sub-Total</b>	<b>118,530</b>	<b>72,981</b>
<b>EQUIPMENT/ASSETS</b>		
IT / Computers	6,752	12,595
Furniture / Fittings	1,616	217
Vocational Training Equipment	1,214	0
Inventory	88	1,144
Depreciation of Fixed Assets	33,721	28,886
<b>Sub-Total</b>	<b>43,390</b>	<b>42,842</b>



INDIRECT COSTS	2023 (US\$)	2022 (US\$)
Communications	9,652	9,601
Transport/ Gasoline/ Maintenance	2,792	2,656
Maintenance/Renovations	7,392	2,088
Office Supplies	7,111	4,374
Rent	20,578	20,578
Utilities	6,161	4,776
Bank Charges	3,099	4,000
External Audits	21,611	11,300
Subscriptions	4,502	8,227
Donor / Staff / Authority Relations	2,323	2,309
Miscellaneous Indirect Costs	4,777	11,391
<b>Sub-Total</b>	<b>89,999</b>	<b>81,300</b>
<b>TRAVEL &amp; TRAINING</b>		
Travel & Training	18,820	28,951
Workshops & Exchanges	15,467	26,833
<b>Sub-Total</b>	<b>34,288</b>	<b>55,784</b>
<b>FRIENDS ALLIANCE SUB-GRANTS</b>		
FI Laos	45,000	331,010
FI Siem Reap	487,705	928,255
Yayasan Teman Baik (Indonesia)	192,479	28,447
FI Thailand	97,000	368,916
Mith Samlanh (Cambodia)	1,005,564	1,655,517
Tha Ngae Chin Myar (Myanmar)	78,332	78,347
Friends Suisse	0	10,172
<b>Sub-Total</b>	<b>1,906,080</b>	<b>3,400,663</b>
<b>3PC SUB-GRANTS</b>		
Damnok Toek (DT)	50,052	94,890
Komar Rikreay (KMR)	29,123	60,575
M'lop Tapang (MT)	55,685	124,806
Samatapheap Khnom Organisation (SKO)	33,214	46,892
Cambodia Children's Trust (CCT)	24,377	46,284
Transcultural Psychosocial Organisation (TPO)	45,051	132,265
Krousar Thmey (KT)	19,782	30,651
Children's Futures International (CFI)	33,556	53,591
Korsang (KS)	92,332	90,429
Creative Generation (CG)	5,000	10,936
Khmer Cultural Development Institute (KCDI)	6,508	16,413
Epic Arts (EA)	22,526	19,394
Legal Aid of Cambodia (LAC)	17,508	56,214
<b>Sub-Total</b>	<b>434,716</b>	<b>783,339</b>
<b>TOTAL EXPENSES</b>	<b>3,823,332</b>	<b>5,638,419</b>
<b>NET INCOME</b>	<b>4,284</b>	<b>-322,523</b>
Retained funds b/f	1,799,836	2,122,358
<b>NET ASSETS</b>	<b>1,804,120</b>	<b>1,799,836</b>

# Statement of Financial Position

as at 31 Dec 2023

## Friends-International Phnom Penh, Cambodia

ASSETS	2023 (US\$)	2022 (US\$)
<b>Non-Current Assets</b>		
IT Equipment	3,519	2,259
Intangible assets	19,279	19,279
Construction & Building Works	178,139	168,800
<b>Current Assets</b>		
Cash & Bank	1,899,798	2,863,271
Project Advances	357	0
Sub-Grantee Advances	4,856	7,589
Prepayments	3,631	0
<b>Receivables</b>		
Guarantee Deposits	1,050	1,050
Accounts Receivable	50,391	37,148
Earned / Accrued Income	285,496	43,816
<b>TOTAL ASSETS</b>	<b>2,446,515</b>	<b>3,143,212</b>

LIABILITIES		
<b>Current Liabilities</b>		
Salary Tax Payable	6,460	6,383
Miscellaneous Payables	17,171	6,170
Withholding Tax Payable	1,393	2,897
Employee Liabilities (< 1 year)	0	210,231
Unearned / Deferred Income	617,371	1,117,695
<b>TOTAL LIABILITIES</b>	<b>642,395</b>	<b>1,343,376</b>

<b>NET ASSETS</b>	<b>1,804,120</b>	<b>1,799,836</b>
-------------------	------------------	------------------

## Statement of Changes in Equity as at 31 Dec 2023

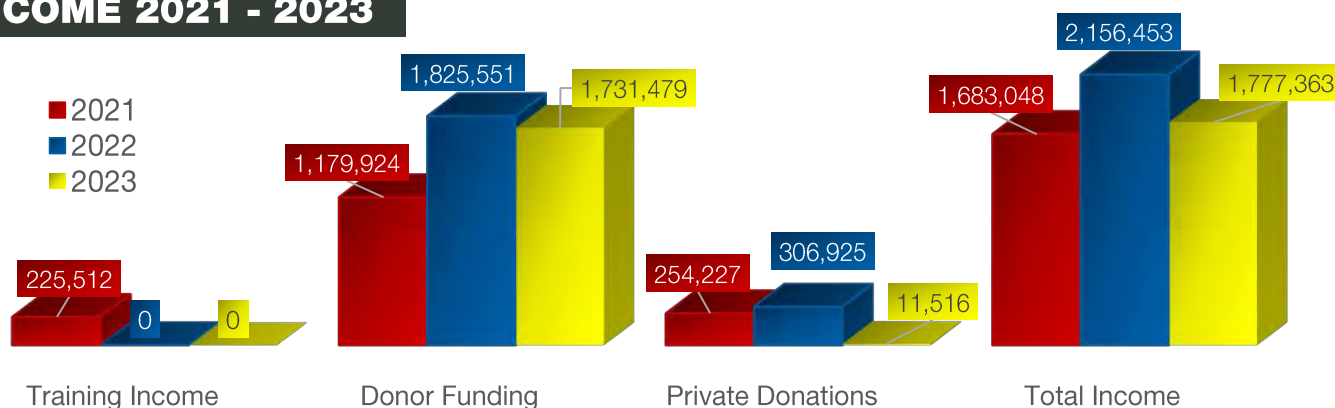
### Friends-International Phnom Penh, Cambodia

#	FUND ACCOUNT	TYPE	OPENING	EARNED INCOME	EXPENSES	CLOSING	CASH INCOME
1	Accor Heartist Solidarity	<i>Donor Funding</i>	0	34,823	34,823	0	31,946
2	Anonymous (AMJ)	<i>Donor Funding</i>	0	15,000	0	15,000	15,000
3	Anonymous (OFF)	<i>Donor Funding</i>	0	18,855	18,855	0	0
4	Arab Gulf Program for Development	<i>Donor Funding</i>	0	7,568	7,568	0	40,000
5	Credit Suisse APAC Foundation Ltd	<i>Donor Funding</i>	0	337,813	302,339	35,474	300,000
6	ECPAT Luxembourg absI	<i>Donor Funding</i>	0	279,453	279,453	0	277,812
7	Epic Foundation	<i>Donor Funding</i>	0	495,293	495,293	0	0
8	Fondation Junclair	<i>Donor Funding</i>	0	247,777	247,777	0	291,339
9	Fondation Philanthropique NEXT	<i>Donor Funding</i>	0	365,947	365,947	0	482,000
10	Fondation Pierre Bellon	<i>Donor Funding</i>	0	168,214	168,214	0	162,380
11	Fossil Foundation	<i>Donor Funding</i>	0	12,639	12,639	0	0
12	Gisela Stichting	<i>Donor Funding</i>	0	10,000	10,000	0	10,000
13	Intrepid Foundation	<i>Donor Funding</i>	0	0	0	0	7,303
14	International Labour Organisation	<i>Donor Funding</i>	0	1,215	1,215	0	192
15	National Centre for HIV/AIDS & Dermatology (NCHADs)	<i>Donor Funding</i>	0	376,104	376,104	0	355,770
16	Shiseido Travel Retail Asia Pacific Pte. Ltd	<i>Donor Funding</i>	0	97,902	97,902	0	0
17	Skoll Foundation	<i>Donor Funding</i>	193,803	315	27,018	167,100	315
18	The Regent Capital Trust Corporation Ltd as Trustee of the Kwok Foundation	<i>Donor Funding</i>	0	201,218	201,218	0	0
19	The Cold Mountain Fund of RSF Social Finance	<i>Donor Funding</i>	0	100,117	100,117	0	0
20	Tourism Cares	<i>Donor Funding</i>	0	4,629	4,629	0	5,000
21	UNICEF Cambodia	<i>Donor Funding</i>	0	628,853	628,853	0	702,148
22	World Childhood Foundation	<i>Donor Funding</i>	0	31,083	31,083	0	31,083
23	Asian Development Bank	<i>Donor Funding</i>	0	23,017	23,017	0	43,368
24	Anonymous (TO)	<i>Private Donations</i>	65,471	0	65,471	0	0
25	Andrew Leaver	<i>Private Donations</i>	0	20,000	20,000	0	20,000
26	Paul Newfield	<i>Private Donations</i>	19,118	16,670	23,893	11,895	16,670
27	Bon Gusto / Passion TV	<i>Private Donations</i>	0	0	2,916	-2,916	0
28	FI Reserves	<i>Reserves</i>	1,521,445	333,110	276,988	1,577,566	293,286
			1,799,836	3,827,616	3,823,332	1,804,120	3,085,612

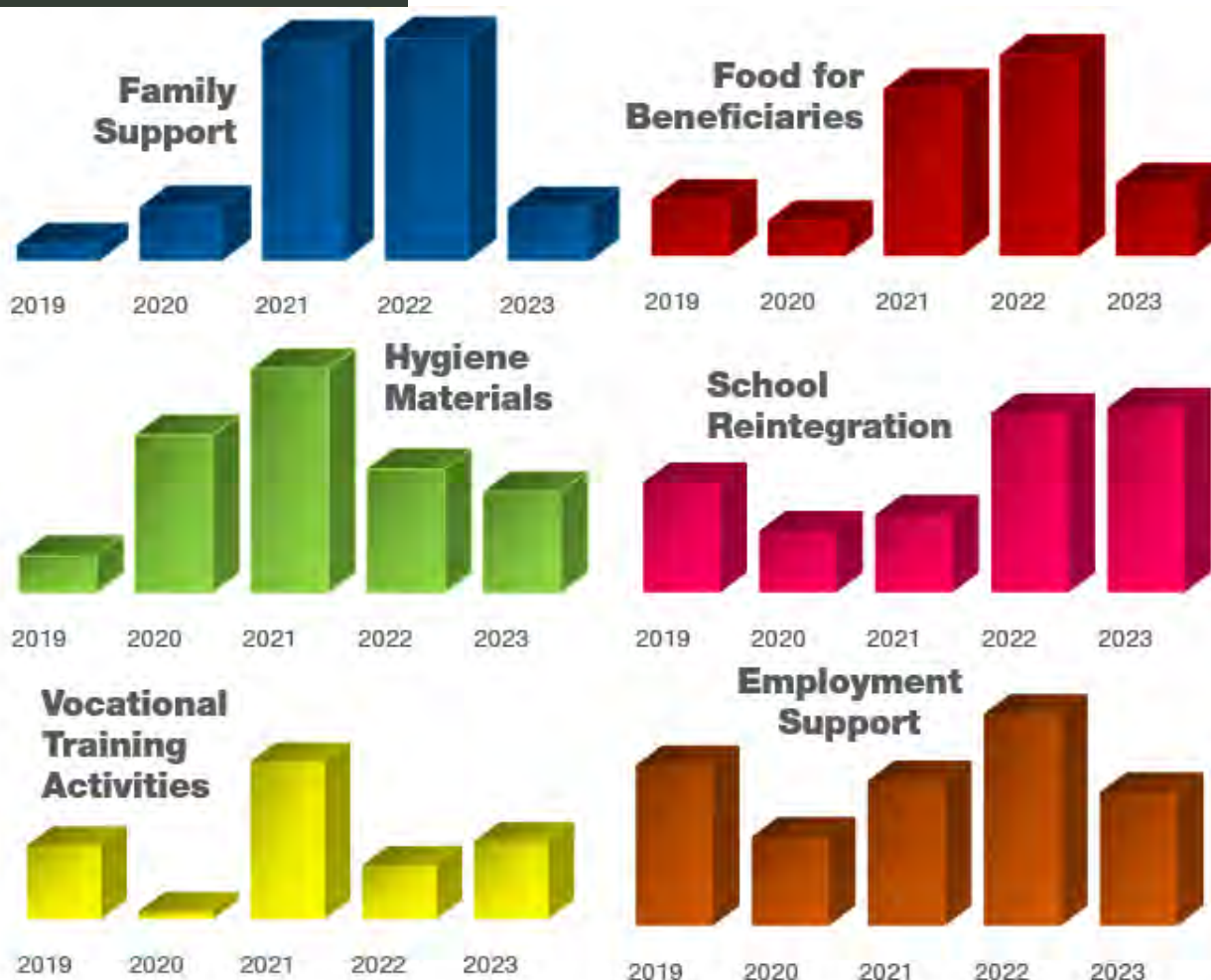
# Mith Samlanh (Phnom Penh)

	2023	2022
Number of Staff (31 Dec)	141	166
Total Income (US\$)	\$1,777,363	\$2,156,453
Total Expenses (US\$)	\$1,916,999	\$2,053,129
Administrative Costs	4%	4%

## INCOME 2021 - 2023



## EXPENSES 2019 - 2023



# Financial Statements

## Income Statement

for the year ended 31 Dec 2023

Mith Samlanh, Phnom Penh, Cambodia

INCOME	2023 (US\$)	2022 (US\$)
Donor Funding	1,731,479	1,825,551
Private Donations	11,516	306,925
Other Income	34,369	23,978
<b>TOTAL INCOME</b>	<b>1,777,363</b>	<b>2,156,453</b>

EXPENSES	2023 (US\$)	2022 (US\$)
<b>PERSONNEL</b>		
National Staff	850,817	836,742
Health & Pensions	40,939	24,063
Overtime	16,158	12,567
Severance / Seniority Pay	37,924	31,507
Miscellaneous Personnel Costs	8,220	10,643
<b>Sub-Total</b>	<b>954,058</b>	<b>915,520</b>
<b>DIRECT COSTS</b>		
Hygiene costs	11,161	13,733
Medical costs	36,321	25,903
Clothing for Beneficiaries	2,152	2,322
Non-Formal Education materials	2,549	6,208
Food/Drink for Beneficiaries	95,470	267,413
Family Support	49,345	213,771
Harm Reduction Materials	5,695	6,080
Centre Supplies	15,151	9,692
Case Manager Travel	6,740	5,108
Recreational Activity Support	3,552	3,397
Outreach Materials	1,433	1,068
School Reintegration Support	41,452	40,214
Vocational Training Materials / Referrals	33,752	23,412
Job Placement Support	13,929	11,467
Self-Employment Support	21,753	45,165
Miscellaneous Employment Support	3,530	0
ChildSafe Hotline & Agents	11,313	6,136

Foster Care Families	43,804	33,659
Staff Uniforms	1,035	1,199
Independent Living	8,319	7,569
Beneficiary Transport	37,329	30,293
Beneficiary Trainings / Meetings	4,159	4,860
Miscellaneous Direct Costs	1,979	3,612
<b>Sub-Total</b>	<b>451,921</b>	<b>762,280</b>
<b>EQUIPMENT/ASSETS</b>		
IT / Computers	2,600	5,228
Vehicles	0	100
Furniture / Fittings	1,507	2,533
Vocational Training Equipment	3,035	2,892
Inventory	1,183	1,034
Depreciation of Fixed Assets	1,634	1,016
<b>Sub-Total</b>	<b>9,958</b>	<b>12,802</b>
<b>INDIRECT COSTS</b>		
Communications	15,159	11,546
Transport/ Gasoline/ Maintenance	33,091	34,075
Maintenance/Renovations	25,815	14,099
Office Supplies	5,730	7,782
Rent	42,053	24,668
Utilities	27,498	27,469
External Audits	17,545	7,370
Vehicle/Building Insurance	1,822	3,751
Miscellaneous Indirect Costs	12,148	15,458
<b>Sub-Total</b>	<b>180,861</b>	<b>146,218</b>
<b>TRAVEL &amp; TRAINING</b>		
Staff Training	3,762	4,243
Workshops / Meetings / Exchanges	655	1,143
<b>Sub-Total</b>	<b>4,417</b>	<b>5,386</b>
<b>FRIENDS ALLIANCE SUB-GRANTS</b>		
FI Siem Reap	90,380	18,627
FI Thailand	104,635	37,850
FI Phnom Penh	120,770	154,446
<b>Sub-Total</b>	<b>315,785</b>	<b>210,923</b>
<b>TOTAL EXPENSES</b>	<b>1,916,999</b>	<b>2,053,129</b>
<b>NET INCOME</b>	<b>-139,636</b>	<b>103,324</b>
Retained funds b/f	3,404,687	3,301,363
<b>NET ASSETS</b>	<b>3,265,051</b>	<b>3,404,687</b>

# Statement of Financial Position

as at 31 Dec 2023

Mith Samlanh, Phnom Penh, Cambodia

ASSETS	2023 (US\$)	2022 (US\$)
<b>Non-Current Assets</b>		
Land & Buildings	2,826,900	2,826,900
Vehicles	2,298	3,314
Furniture, Machinery & Other Equipment	2,470	0
<b>Current Assets</b>		
Cash & Bank	583,423	1,126,371
Prepayments	1,999	3,702
<b>Accounts Receivable</b>		
Guarantee Deposits	1,630	3,112
Miscellaneous Receivables	1,844	7,139
Earned / Accrued Income	71,500	46,160
<b>TOTAL ASSETS</b>	<b>3,492,064</b>	<b>4,016,698</b>

LIABILITIES		
<b>Current Liabilities</b>		
Salary Tax Payables	2,208	2,673
Miscellaneous Payables	14,807	2,573
Employee Liabilities (< 1 year)	0	136,635
Unearned / Deferred Income	209,998	470,131
<b>TOTAL LIABILITIES</b>	<b>227,013</b>	<b>612,011</b>

<b>NET ASSETS</b>	<b>3,265,051</b>	<b>3,404,687</b>
-------------------	------------------	------------------



# Statement of Changes in Equity

as at 31 Dec 2023

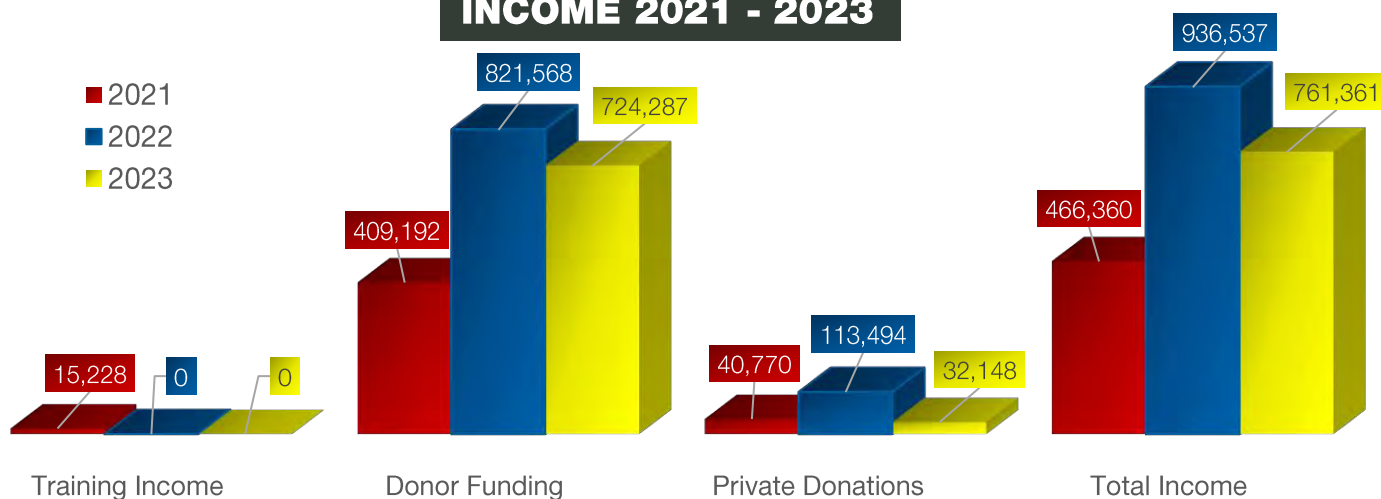
Mith Samlanh, Phnom Penh, Cambodia

#	FUND ACCOUNT	TYPE	OPENING	EARNED INCOME	EXPENSES	CLOSING	CASH INCOME
1	Accor Heartist Solidarity	<i>Donor Funding</i>	0	28,347	28,347	0	20,537
2	Asian Community Trust	<i>Donor Funding</i>	0	18,670	18,670	0	17,615
3	Asian Development Bank	<i>Donor Funding</i>	0	345,326	345,326	0	368,157
4	Bel Foundation	<i>Donor Funding</i>	0	15,699	15,699	0	0
5	Credit Suisse APAC Foundation Limited	<i>Donor Funding</i>	0	66,730	66,730	0	55,000
6	CW Asia Fund Charitable Foundation	<i>Donor Funding</i>	0	6,500	6,500	0	0
7	ECPAT Luxembourg asbl	<i>Donor Funding</i>	0	129,033	129,033	0	130,142
8	Epic Foundation	<i>Donor Funding</i>	0	154,347	154,347	0	100,000
9	Fondation Juniclaire	<i>Donor Funding</i>	0	114,308	114,308	0	139,310
10	Fondation Juniclaire / ATOZ	<i>Donor Funding</i>	0	107,402	107,402	0	108,467
11	Fondation Philanthropique NEXT	<i>Donor Funding</i>	0	71,635	71,635	0	58,886
12	Fondation Pierre Bellon	<i>Donor Funding</i>	0	83,236	83,236	0	48,714
13	Fossil Foundation	<i>Donor Funding</i>	0	13,799	13,799	0	0
14	Gisela Stichting	<i>Donor Funding</i>	0	48,548	48,548	0	35,000
15	NCHADS / GFATM	<i>Donor Funding</i>	0	149,293	149,293	0	145,156
16	Regent Capital Trust Corporation Limited as Trustee of the Kwok Foundation	<i>Donor Funding</i>	0	43,478	43,478	0	0
17	Shiseido Travel Retail Asia Pacific Pte. Ltd.	<i>Donor Funding</i>	0	68,130	68,130	0	76,729
18	The Cold Mountain Fund of RSF Social Finance	<i>Donor Funding</i>	0	129,577	129,577	0	0
19	The International Labour Organization	<i>Donor Funding</i>	0	6,909	6,909	0	-4,851
20	UNICEF Cambodia	<i>Donor Funding</i>	0	107,273	107,273	0	107,273
21	United Nations Economic & Social Commission for Asia and the Pacific	<i>Donor Funding</i>	0	6,359	6,359	0	25,000
22	World Childhood Foundation	<i>Donor Funding</i>	0	16,919	16,919	0	16,066
23	Anonymous (HLMF)	<i>Private Donation</i>	42,493	0	42,493	0	0
24	Anonymous (TO)	<i>Private Donation</i>	103,151	0	103,151	0	0
25	Anonymous (via Dragonfly APAC Limited)	<i>Private Donation</i>	11,908	0	11,908	0	0
26	Patrick Seiler	<i>Private Donation</i>	8,332	0	8,332	0	0
27	Mith Samlanh Reserves	<i>Reserves</i>	3,238,803	45,845	19,597	3,265,051	44,692
			3,404,687	1,777,363	1,916,999	3,265,051	1,491,891

# Friends-International Siem Reap

	2023	2022
Number of Staff (31 Dec)	76	74
Total Income (US\$)	\$761,361	\$936,537
Total Expenses (US\$)	\$806,080	\$839,335
Administrative Costs	5%	5%

## INCOME 2021 - 2023



## EXPENSES 2019 - 2023



# Financial Statements

## Income Statement

for the year ending 31 December 2023

Friends-International Siem Reap, Cambodia

INCOME	2023 (US\$)	2022 (US\$)
Donor Funding	724,287	821,568
Private Donations	32,148	113,494
Other Income	4,927	1,474
<b>TOTAL INCOME</b>	<b>761,361</b>	<b>936,537</b>

EXPENSES	2023 (US\$)	2022 (US\$)
<b>PERSONNEL</b>		
National Staff	419,953	380,403
Health & Pensions	23,578	11,521
Severance / Seniority Pay	23,059	18,431
Miscellaneous Personnel Costs	5,173	5,381
<b>Sub-Total</b>	<b>471,763</b>	<b>415,737</b>
<b>DIRECT COSTS</b>		
Hygiene costs	7,643	8,138
Medical costs	2,958	3,476
IEC Material	1,404	259
Clothing for Beneficiaries	1,844	1,574
Food/Drink for Beneficiaries	34,549	31,919
Family Support	17,995	77,484
Centre Supplies	4,065	3,935
Case Manager Travel	1,951	1,925
School Reintegration Support	35,966	35,046
Vocational Training Materials / Referrals	16,707	12,295
Job Placement & Self-Employment	24,698	41,523
Miscellaneous Employment	1,719	0
ChildSafe Hotline & Agents	4,051	7,451
Foster Care Families	17,294	14,735
Staff Uniforms	1,112	1,302
Independent Living	4,933	3,871
Beneficiary Transport	1,849	1,812
Beneficiary Trainings / Meetings	2,542	2,036

EXPENSES cont...	2023 (US\$)	2022 (US\$)
Miscellaneous Direct Costs	2,155	2,038
<b>Sub-Total</b>	<b>185,434</b>	<b>250,818</b>
<b>EQUIPMENT/ASSETS</b>		
IT / Computers	1,920	9,934
Furniture / Fittings	0	410
Vocational Training Equipment	1,308	250
Inventory	0	604
Depreciation of Fixed Assets	588	588
<b>Sub-Total</b>	<b>3,816</b>	<b>11,786</b>
<b>INDIRECT COSTS</b>		
Communications	6,854	6,778
Transport/ Gasoline/ Maintenance	10,024	10,086
Maintenance/Renovations	1,359	2,475
Office Supplies	3,316	4,253
Rent	44,220	36,876
Utilities	9,498	8,195
External Audits	14,480	6,700
Donor / Staff / Authority Relations	3,343	2,048
Miscellaneous Indirect Costs	2,426	4,793
<b>Sub-Total</b>	<b>95,520</b>	<b>82,206</b>
<b>TRAVEL &amp; TRAINING</b>		
Travel Costs	575	1,303
Staff Training	820	639
Workshops / Meetings	9,064	3,108
Exchanges / Exposure Trips	1,275	786
<b>Sub-Total</b>	<b>11,735</b>	<b>5,836</b>
<b>FRIENDS ALLIANCE</b>		
FI Phnom Penh Support	37,812	72,952
<b>Sub-Total</b>	<b>37,812</b>	<b>72,952</b>
<b>TOTAL EXPENSES</b>	<b>806,080</b>	<b>839,335</b>
<b>NET INCOME</b>	<b>-44,718</b>	<b>97,201</b>
Retained funds b/f	301,002	203,800
<b>NET ASSETS</b>	<b>256,283</b>	<b>301,002</b>

# Statement of Financial Position

as at 31 Dec 2023

## Friends-International Siem Reap, Cambodia

ASSETS	2023 (US\$)	2022 (US\$)
<b>Non-Current Assets</b>		
Vehicles	1,472	2,060
<b>Current Assets</b>		
Cash & Bank	491,758	705,361
Project Advances	104	409
Prepayments	982	210
<b>Accounts Receivable</b>		
Guarantee Deposits	16,430	16,430
Miscellaneous Receivables	5,022	1,529
Earned / Accrued Income	4,128	28,024
<b>TOTAL ASSETS</b>	<b>519,897</b>	<b>754,023</b>

LIABILITIES		
<b>Current Liabilities</b>		
Salary Tax Payable	928	1,011
Miscellaneous Payables	8,459	7,390
Withholding Tax Payable	475	455
Social Security Payable	1,636	0
Employee Liabilities (< 1 year)	0	36,819
Unearned / Deferred Income	252,116	407,347
<b>TOTAL LIABILITIES</b>	<b>263,613</b>	<b>453,022</b>

<b>NET ASSETS</b>	<b>256,283</b>	<b>301,002</b>
-------------------	----------------	----------------

## Statement of Changes in Equity as at 31 Dec 2023

### Friends-International Siem Reap, Cambodia

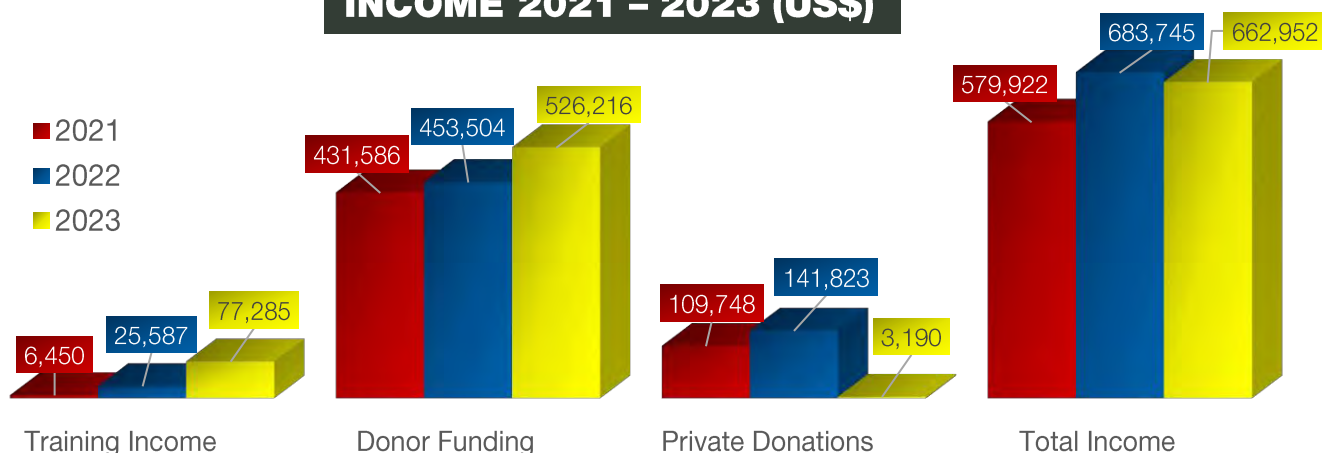
#	FUND ACCOUNT	TYPE	OPENING	EARNED INCOME	EXPENSES	CLOSING	CASH INCOME
1	Accor Heartist Solidarity	<i>Donor Funding</i>	0	10,166	10,166	0	6,845
2	Anonymous (FAF)	<i>Donor Funding</i>	19,212	0	1,360	17,852	0
3	Anonymous (OFF)	<i>Donor Funding</i>	0	66,464	66,464	0	0
4	Asian Development Bank	<i>Donor Funding</i>	0	62,355	62,355	0	90,380
5	Australian Volunteers International	<i>Donor Funding</i>	0	2,684	2,684	0	0
6	Credit Suisse APAC Foundation Limited	<i>Donor Funding</i>	0	66,686	48,464	18,222	55,000
7	ECPAT Luxembourg absI	<i>Donor Funding</i>	0	96,365	96,365	0	92,177
8	Epic Foundation	<i>Donor Funding</i>	0	20,605	20,605	0	0
9	Fondation Next	<i>Donor Funding</i>	0	30,724	30,724	0	155,855
10	Fondation Pierre Bellon	<i>Donor Funding</i>	0	78,863	78,863	0	48,714
11	Fondation RAJA-Danièle Marcovici	<i>Donor Funding</i>	0	20,199	20,199	0	0
12	Fossil Foundation	<i>Donor Funding</i>	0	22,190	22,190	0	0
13	Friends Deutschland	<i>Donor Funding</i>	2,465	0	2,465	0	0
14	Friends Suisse / Ville de Genève	<i>Donor Funding</i>	0	10,705	10,705	0	0
15	Friends Suisse/ HSBC Fondation	<i>Donor Funding</i>	0	6,468	6,468	0	6,468
16	Gisela Stichting	<i>Donor Funding</i>	0	18,468	18,468	0	10,000
17	International Labour Organization	<i>Donor Funding</i>	0	3,562	3,562	0	0
18	Lloyd George Asia Foundation	<i>Donor Funding</i>	0	26,519	26,519	0	20,000
19	Shiseido Travel Retail Asia Pacific Pte. Ltd	<i>Donor Funding</i>	0	61,290	61,290	0	21,174
20	The Cold Mountain Fund of RSF Social Finance	<i>Donor Funding</i>	0	29,561	29,561	0	0
21	UNICEF Cambodia	<i>Donor Funding</i>	0	72,923	72,923	0	72,923
22	Wat Khmer Kampuchea Krom	<i>Donor Funding</i>	29,510	0	12,991	16,518	0
23	World Childhood Foundation	<i>Donor Funding</i>	0	17,489	17,489	0	15,017
24	Andrew Leaver	<i>Private Donation</i>	0	21,600	21,600	0	20,000
25	Anonymous ("Dragonfly")	<i>Private Donation</i>	24,316	0	13,375	10,941	0
26	Anonymous (HLMF)	<i>Private Donation</i>	62,811	0	41,149	21,662	0
27	Anonymous (TO)	<i>Private Donation</i>	43,478	0	1,360	42,118	0
28	Cambodian Children's Support Foundation	<i>Private Donation</i>	4,809	0	4,809	0	0
29	FI Siem Reap Reserves	<i>Reserves</i>	114,402	15,475	906	128,970	15,475
			301,002	761,361	806,080	256,283	630,027



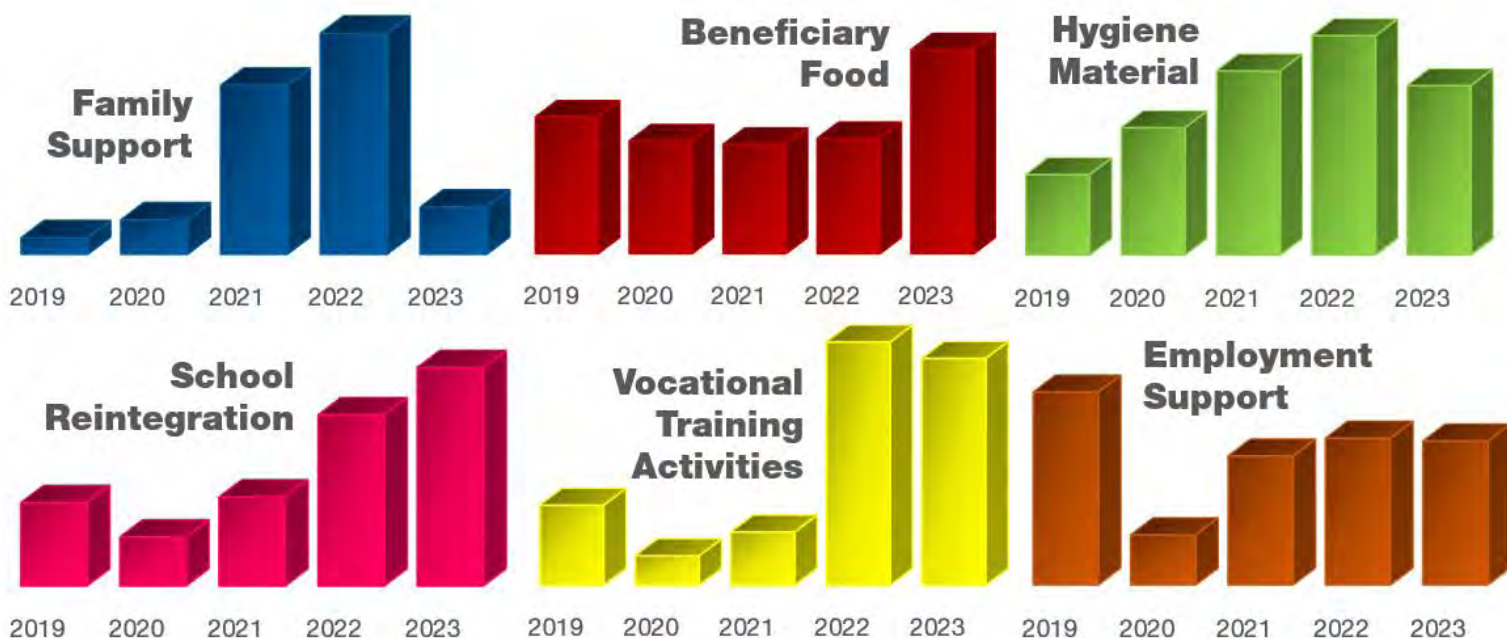
# Friends-International Laos

	2023	2022
Number of Staff (31 Dec)	55	51
Total Income (LAK)	₭ 12,596,092,173	₭ 9,777,546,465
Total Expenses (LAK)	₭ 9,996,451,542	₭ 7,173,354,656
Exchange rate 31 Dec	\$ 1 = ₭ 19,000	\$ 1 = ₭ 14,300
Total Income (US\$)	\$662,952	\$683,745
Total Expenses (US\$)	\$526,129	\$501,633
Administrative Costs	6%	5%

## INCOME 2021 – 2023 (US\$)



## EXPENSES 2019 - 2023





# Financial Statements

## Income Statement

for the year ending 31 Dec 2023

Friends-International Laos (Vientiane & Luang Prabang)

INCOME	2023 (US\$)	2022 (US\$)	2023 (KIP)	2022 (KIP)
Training Income	77,285	25,587	1,468,415,605	365,892,050
Donor Funding	526,216	453,504	9,998,100,518	6,485,102,143
Private Donations	3,190	141,823	60,606,200	2,028,066,700
Other Income	56,262	62,831	1,068,969,851	898,485,571
<b>TOTAL INCOME</b>	<b>662,952</b>	<b>683,745</b>	<b>12,596,092,173</b>	<b>9,777,546,465</b>

EXPENSES				
<b>PERSONNEL</b>				
National Staff	241,683	190,548	4,591,973,347	2,724,842,177
Health & Pensions	13,888	8,382	263,869,473	119,856,724
Overtime	2,780	1,858	52,812,059	26,574,173
Miscellaneous Personnel Costs	366	453	6,950,000	6,475,000
<b>Sub-Total</b>	<b>258,716</b>	<b>201,241</b>	<b>4,915,604,880</b>	<b>2,877,748,074</b>
<b>DIRECT COSTS</b>				
Hygiene costs	4,622	7,955	87,809,000	113,750,000
Medical costs	8,377	8,388	159,167,000	119,954,000
Non-Formal Education materials	1,166	443	22,158,000	6,330,500
Food/Drink for Beneficiaries	29,282	21,993	556,366,500	314,497,500
Family Support	4,847	30,251	92,086,500	432,592,000
Centre Supplies	3,067	3,548	58,274,500	50,738,500
Case Manager Travel	2,974	3,207	56,507,000	45,858,000
Recreational Activity Support	1,002	843	19,044,500	12,061,500
School Reintegration Support	14,768	15,372	280,594,000	219,815,000
Vocational Training Materials / Referrals	5,742	8,181	109,096,265	116,987,500
Job Placement & Self-Employment	5,995	8,126	113,897,500	116,205,500
Miscellaneous Employment	2,182	0	41,455,000	0
ChildSafe Hotline & Agents	447	413	8,483,500	5,899,000
Foster Care Families	1,969	1,871	37,402,000	26,754,000
Staff Uniforms	2,413	0	45,840,000	0
Independent Living	6,682	4,634	126,965,000	66,270,000
Beneficiary Transport	1,168	2,470	22,186,000	35,319,000
Community Event Costs	1,232	463	23,411,500	6,620,500
Miscellaneous Direct Costs	1,170	2,872	22,224,000	41,072,000
<b>Sub-Total</b>	<b>99,104</b>	<b>121,030</b>	<b>1,882,967,765</b>	<b>1,730,724,500</b>

<b>EQUIPMENT / ASSETS</b>				
IT / Computers	948	4,954	18,009,000	70,849,000
Furniture / Fittings	1,128	587	21,435,000	8,400,000
Vocational Training Equipment	96	662	1,829,000	9,472,000
Inventory	180	0	3,428,000	0
Depreciation of Fixed Assets	11,189	4,341	212,596,586	62,070,586
<b>Sub-Total</b>	<b>13,542</b>	<b>10,545</b>	<b>257,297,586</b>	<b>150,791,586</b>
<b>INDIRECT COSTS</b>				
Communications	1,618	3,292	30,740,500	47,076,955
Transport/ Gasoline/ Maintenance	9,696	10,925	184,221,000	156,225,000
Maintenance/Renovations	3,216	3,183	61,106,500	45,513,500
Office Supplies	1,415	2,348	26,883,500	33,570,880
Rent	13,170	15,144	250,230,434	216,555,180
Utilities	5,027	5,153	95,521,428	73,681,250
External Audits	10,630	4,635	201,974,672	66,281,489
Donor / Staff / Authority Relations	5,666	2,479	107,661,500	35,449,000
Other Expenses	11,237	8,207	213,509,290	117,363,800
Miscellaneous Indirect Costs	1,558	3,163	29,599,210	45,230,567
<b>Sub-Total</b>	<b>63,234</b>	<b>58,528</b>	<b>1,201,448,034</b>	<b>836,947,621</b>
<b>TRAVEL &amp; TRAINING</b>				
Travel Costs	2,806	1,189	53,321,498	17,009,500
Staff Training	1,351	503	25,671,500	7,193,000
Workshops / Meetings	10,486	13,732	199,240,000	196,368,000
<b>Sub-Total</b>	<b>14,644</b>	<b>15,425</b>	<b>278,232,998</b>	<b>220,570,500</b>
<b>TRAINING BUSINESS COSTS</b>				
Cost of Income Generation	37,882	16,528	719,757,500	236,350,000
Outlet Supplies	8,856	5,187	168,269,500	74,171,000
Staff Food costs	7,657	6,723	145,488,000	96,143,000
VTB Uniforms	0	2,071	0	29,616,000
Provision for Bad Debts	0	552	0	7,892,576
<b>Sub-Total</b>	<b>54,396</b>	<b>31,061</b>	<b>1,033,515,000</b>	<b>444,172,576</b>
<b>FRIENDS ALLIANCE</b>				
FI Phnom Penh Support	22,494	63,804	427,385,279	912,399,799
<b>Sub-Total</b>	<b>22,494</b>	<b>63,804</b>	<b>427,385,279</b>	<b>912,399,799</b>
<b>TOTAL EXPENSES</b>	<b>526,129</b>	<b>501,633</b>	<b>9,996,451,542</b>	<b>7,173,354,656</b>
<b>NET INCOME</b>	<b>136,823</b>	<b>182,111</b>	<b>2,599,640,632</b>	<b>2,604,191,809</b>
Retained funds b/f	295,496	158,961	4,225,597,959	1,621,406,150
Restated (exchange rate differences)	222,400	113,385	0	0
<b>NET ASSETS</b>	<b>359,223</b>	<b>295,496</b>	<b>6,825,238,591</b>	<b>4,225,597,959</b>

# Statement of Financial Position

as at 31 Dec 2023

Friends-International Laos (Vientiane & Luang Prabang)

ASSETS	2023 (US\$)	2022 (US\$)	2023 (KIP)	2022 (KIP)
<b>Non-Current Assets</b>				
Vehicles	38,278	12,173	727,274,266	174,070,253
Furniture, Machinery & Equipment	2,080	3,684	39,511,799	52,682,398
<b>Current Assets</b>				
Cash & Bank	366,114	493,527	6,956,161,182	7,057,430,178
Prepayments	11,651	20,944	221,375,679	299,494,520
<b>Accounts Receivable</b>				
Miscellaneous Receivable	2,550	2,732	48,453,321	39,065,821
Provision for Doubtful Debts	-189	-251	-3,594,821	-3,594,821
Earned / Accrued Income	39,612	0	752,630,000	0
<b>TOTAL ASSETS</b>	<b>460,095</b>	<b>532,808</b>	<b>8,741,811,425</b>	<b>7,619,148,349</b>

LIABILITIES				
<b>Current Liabilities</b>				
Tax Payable	2,035	737	38,664,363	10,542,314
Miscellaneous Payables	7,282	7	138,351,172	100,000
Unearned / Deferred Income	91,556	236,567	1,739,557,300	3,382,908,076
<b>TOTAL LIABILITIES</b>	<b>100,872</b>	<b>237,311</b>	<b>1,916,572,835</b>	<b>3,393,550,390</b>

<b>NET ASSETS</b>	<b>359,223</b>	<b>295,496</b>	<b>6,825,238,591</b>	<b>4,225,597,959</b>
-------------------	----------------	----------------	----------------------	----------------------

# Statement of Changes in Equity

as at 31 Dec 2023

## Friends-International Laos (Vientiane & Luang Prabang)

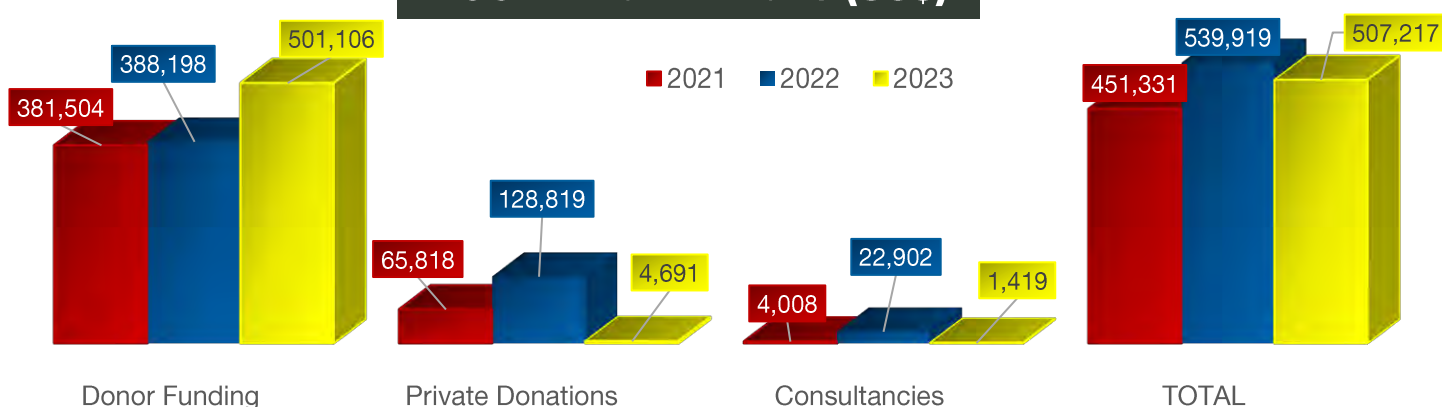
#	FUND ACCOUNT	TYPE	OPENING (KIP)	EARNED INCOME (KIP)	EXPENSES (KIP)	CLOSING (KIP)	CASH INCOME (KIP)
1	Anonymous (FLCF)	<i>Donor Funding</i>	0	271,176,843	271,176,843	0	903,389,733
2	Anonymous (OFF)	<i>Donor Funding</i>	0	213,210,289	213,210,289	0	0
3	Credit Suisse APAC Foundation Limited	<i>Donor Funding</i>	0	1,097,953,226	713,392,298	384,560,928	921,060,000
4	Fondation Pro Victimis	<i>Donor Funding</i>	0	557,204,714	557,204,714	0	40,434,984
5	Gisela Stichting	<i>Donor Funding</i>	0	195,840,000	195,840,000	0	195,840,000
6	International Monetary Fund	<i>Donor Funding</i>	0	309,165,000	309,165,000	0	309,165,000
7	Kwok Foundation	<i>Donor Funding</i>	0	347,538,358	347,538,358	0	0
8	SeCoDév	<i>Donor Funding</i>	0	1,336,580,000	1,336,580,000	0	1,336,580,000
9	Sir Horace Kadoorie International Foundation	<i>Donor Funding</i>	0	1,687,773,072	1,687,773,072	0	1,641,746,967
10	Spellbrook Foundation	<i>Donor Funding</i>	0	1,188,625,755	1,188,625,755	0	0
11	The Cold Mountain Fund of RSF Social Finance	<i>Donor Funding</i>	0	1,036,167,857	1,036,167,857	0	0
12	UNICEF Laos	<i>Donor Funding</i>	0	1,756,865,405	1,756,865,405	0	2,253,903,059
13	Anonymous (HLMF)	<i>Private Donation</i>	920,270,974	0	472,287,897	447,983,076	0
14	Anonymous (TO)	<i>Private Donation</i>	847,809,401	0	412,751,280	435,058,121	0
15	Vocational Training Businesses	<i>Business</i>	832,145,379	1,468,415,605	-72,625,915	2,373,186,900	1,468,415,605
16	FI Laos Reserves	<i>Reserves</i>	1,625,372,204	1,129,576,051	-429,501,310	3,184,449,565	1,129,576,051
			4,225,597,959	12,596,092,173	9,996,451,542	6,825,238,591	10,200,111,398

#	FUND ACCOUNT	TYPE	OPENING (US\$)	EARNED INCOME (US\$)	EXPENSES (US\$)	CLOSING (US\$)	CASH INCOME (US\$)
1	Anonymous (FLCF)	<i>Donor Funding</i>	0	14,272	14,272	0	47,547
2	Anonymous (OFF)	<i>Donor Funding</i>	0	11,222	11,222	0	0
3	Credit Suisse APAC Foundation Limited	<i>Donor Funding</i>	0	57,787	37,547	20,240	48,477
4	Fondation Pro Victimis	<i>Donor Funding</i>	0	29,327	29,327	0	2,128
5	Gisela Stichting	<i>Donor Funding</i>	0	10,307	10,307	0	10,307
6	International Monetary Fund	<i>Donor Funding</i>	0	16,272	16,272	0	16,272
7	Kwok Foundation	<i>Donor Funding</i>	0	18,291	18,291	0	0
8	SeCoDév	<i>Donor Funding</i>	0	70,346	70,346	0	70,346
9	Sir Horace Kadoorie International Foundation	<i>Donor Funding</i>	0	88,830	88,830	0	86,408
10	Spellbrook Foundation	<i>Donor Funding</i>	0	62,559	62,559	0	0
11	The Cold Mountain Fund of RSF Social Finance	<i>Donor Funding</i>	0	54,535	54,535	0	0
12	UNICEF Laos	<i>Donor Funding</i>	0	92,467	92,467	0	118,626
13	Anonymous (HLMF)	<i>Private Donation</i>	48,435	0	24,857	23,578	0
14	Anonymous (TO)	<i>Private Donation</i>	44,622	0	21,724	22,898	0
15	Vocational Training Businesses	<i>Business</i>	43,797	77,285	-3,822	124,905	77,285
16	FI Laos Reserves	<i>Reserves</i>	85,546	59,451	-22,605	167,603	59,451
			222,400	662,952	526,129	359,223	536,848

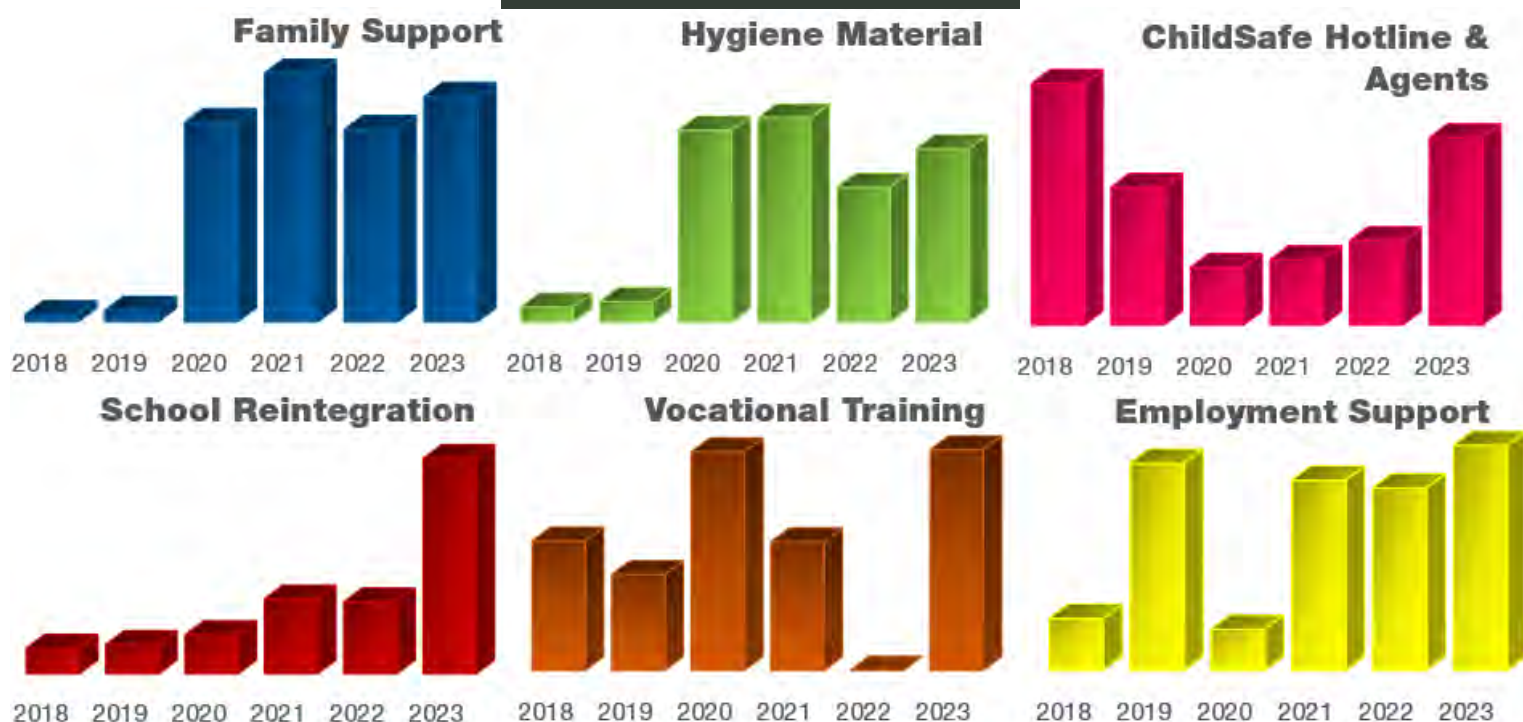
# Friends-International Thailand

	2023	2022
Number of Staff (31 Dec)	24	21
Total Income (THB)	฿18,033,858	฿18,489,602
Total Expenses (THB)	฿17,050,821	฿14,045,511
Exchange rate (31 Dec)	\$1 = ฿ 35.50	\$1 = ฿ 34
Total Income (US\$)	\$507,996	\$543,812
Total Expenses (US\$)	\$480,305	\$413,103
Administrative Costs	5%	6%

## INCOME 2021 – 2023 (US\$)



## EXPENSES 2019 - 2023



# Financial Statements

## Income Statement

for the year ending 31 Dec 2023

Friends-International Thailand

(Bangkok, Aranyaprathet/Poipet, Pattaya)

INCOME	2023 (US\$)	2022 (US\$)	2023 (TH฿)	2022 (TH฿)
Donor Funding	501,106	388,198	17,789,279	13,198,719
Private Donations	4,691	128,819	166,536	4,379,846
Consultancy Income	1,419	22,902	50,381	778,665
Other Income	779	3,893	27,662	132,372
<b>TOTAL INCOME</b>	<b>507,996</b>	<b>543,812</b>	<b>18,033,858</b>	<b>18,489,602</b>
EXPENSES				
PERSONNEL				
International Staff	22,155	13,491	786,500	458,710
National Staff	186,889	168,022	6,634,552	5,712,756
Health & Pensions	5,816	3,557	206,461	120,935
Severance Pay	1,658	1,614	58,874	54,859
Miscellaneous Personnel	2,900	1,625	102,942	55,238
<b>Sub-total</b>	<b>219,418</b>	<b>188,309</b>	<b>7,789,328</b>	<b>6,402,499</b>
DIRECT COSTS				
Hygiene costs	8,610	6,991	305,640	237,684
Medical costs	11,308	7,701	401,423	261,829
IEC Material	36	1,312	1,286	44,600
Food/Drink for Beneficiaries	2,425	1,290	86,099	43,874
Family Support	30,253	26,945	1,073,973	916,130
Case Manager Travel	642	1,420	22,802	48,279
Recreational Activity Support	10,078	830	357,772	28,220
Outreach Materials	480	502	17,029	17,077
School Reintegration Support	39,568	13,766	1,404,667	468,056
Vocational Training Referrals	3,453	0	122,577	0
Job Placement & Employment	30,614	25,919	1,086,783	881,256
Miscellaneous Employment	1,776	0	63,065	0
ChildSafe Hotline & Agents	16,754	7,872	594,754	267,653
Staff Uniforms	0	1,126	0	38,295
Miscellaneous Direct Costs	1,076	1,668	38,197	56,701
<b>Sub-total</b>	<b>157,072</b>	<b>97,343</b>	<b>5,576,069</b>	<b>3,309,655</b>



<b>EQUIPMENT/ASSETS</b>				
IT / Computers	2,677	6,698	95,039	227,715
Miscellaneous Asset Costs	451	1,432	16,003	48,681
<b>Sub-total</b>	<b>3,128</b>	<b>8,129</b>	<b>111,042</b>	<b>276,396</b>
<b>INDIRECT COSTS</b>				
Communications	2,796	2,821	99,247	95,917
Transport/ Gasoline/ Maintenance	12,012	13,732	426,422	466,904
Maintenance/Renovations	1,361	1,662	48,306	56,509
Office Supplies	7,214	6,416	256,082	218,149
Rent & Utilities	23,420	18,746	831,422	637,380
Bank Charges	1,003	746	35,611	25,348
External Audits	4,225	2,353	150,000	80,000
Miscellaneous Indirect Costs	3,559	3,466	126,344	117,832
<b>Sub-total</b>	<b>55,590</b>	<b>49,942</b>	<b>1,973,434</b>	<b>1,698,040</b>
<b>TRAVEL &amp; TRAINING</b>				
Travel Costs	14,043	15,801	498,516	537,231
Staff Training	767	73	27,240	2,497
Workshops / Meetings / Exchanges	1,768	269	62,752	9,153
<b>Sub-total</b>	<b>16,578</b>	<b>16,144</b>	<b>588,507</b>	<b>548,882</b>
<b>FRIENDS ALLIANCE</b>				
FI Phnom Penh Support	28,519	53,236	1,012,442	1,810,038
<b>Sub-total</b>	<b>28,519</b>	<b>53,236</b>	<b>1,012,442</b>	<b>1,810,038</b>
<b>TOTAL EXPENSES</b>	<b>480,305</b>	<b>413,103</b>	<b>17,050,821</b>	<b>14,045,511</b>
<b>NET INCOME</b>	<b>27,691</b>	<b>130,709</b>	<b>983,036</b>	<b>4,444,091</b>
Retained funds b/f	244,635	113,926	8,317,586	3,873,495
Restated (exchange rate differences)	234,298	113,926	0	0
<b>EQUITY</b>	<b>261,989</b>	<b>244,635</b>	<b>9,300,622</b>	<b>8,317,586</b>

# Statement of Financial Position

as at 31 Dec 2023

Friends-International Thailand

(Bangkok, Aranyaprathet/Poipet, Pattaya)

CURRENT ASSETS		2023 (US\$)	2022 (US\$)	2023 (TH฿)	2022 (TH฿)
Current Assets					
	Cash & Bank	419,423	452,922	14,889,505	15,399,342
	Prepayments	501	0	17,783	
	Project Advances	0	294	0	10,000
Accounts Receivable					
	Funding Receivables	0	1,417	0	48,177
	Guarantee Deposits	3,330	3,065	118,200	104,194
	Miscellaneous Receivables	812	235	28,843	8,000
	Earned / Accrued Income	0	31,875	0	1,083,740
TOTAL ASSETS		424,066	489,807	15,054,331	16,653,453

LIABILITIES					
Current Liabilities					
	Funding Payables	4,019	5,245	142,673	178,327
	Salary Tax Payable	314	603	11,148	20,487
	Miscellaneous Payables	1,996	505	70,849	17,161
	Withholding Tax Payable	107	161	3,810	5,467
	Social Security Payable	741	445	26,300	15,126
	Employee Liabilities	0	5,609	0	190,691
	Unearned / Deferred income	154,899	232,606	5,498,929	7,908,609
TOTAL LIABILITIES		162,076	245,173	5,753,709	8,335,867

NET ASSETS		261,989	244,635	9,300,622	8,317,586
------------	--	---------	---------	-----------	-----------

# Statement of Changes in Equity

as at 31 Dec 23

Friends-International Thailand (Bangkok, Aranyaprathet/Poipet, Pattaya)

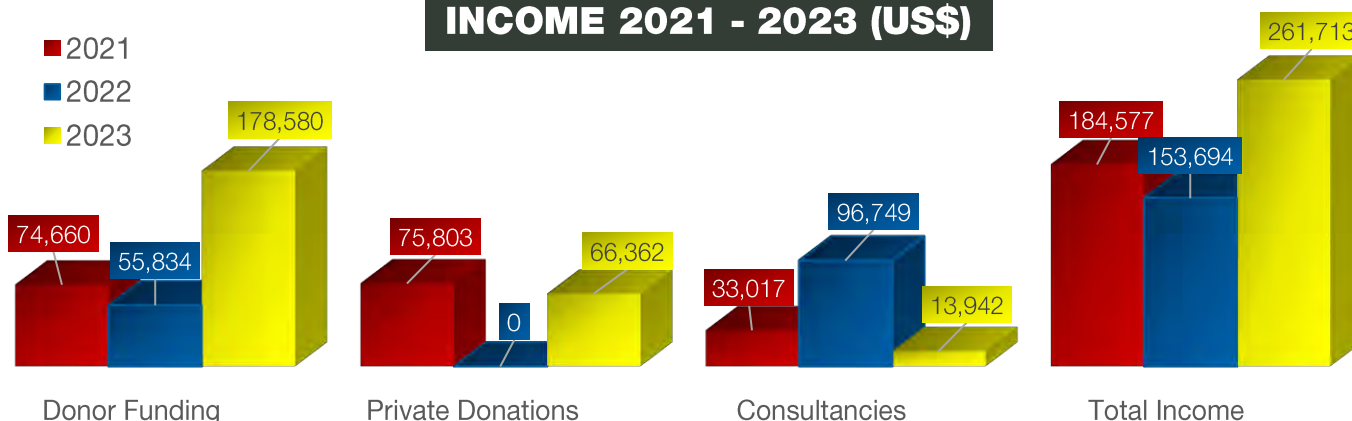
#	FUND ACCOUNT	TYPE	OPENING (฿)	EARNED INCOME (฿)	EXPENSE (฿)	CLOSING (฿)	CASH INCOME (฿)
1	Albrecht Kiesow Foundation	<i>Donor Funding</i>	0	3,892,880	3,892,880	0	3,333,000
2	Anonymous (OFF)	<i>Donor Funding</i>	0	293,482	293,482	0	0
3	Asian Development Bank	<i>Donor Funding</i>	0	2,761,107	2,761,107	0	3,678,233
4	Credit Suisse APAC Foundation Limited	<i>Donor Funding</i>	0	3,681,959	2,787,554	894,405	2,074,800
5	Deutsche Bank AG	<i>Donor Funding</i>	0	55,448	55,448	0	585,000
6	FI Suisse / Canton de Genève	<i>Donor Funding</i>	0	1,995,942	1,995,942	0	1,995,942
7	Gisela Foundation	<i>Donor Funding</i>	0	365,387	365,387	0	335,800
8	Kwok Foundation	<i>Donor Funding</i>	0	238,272	238,272	0	0
9	The Cold Mountain Fund of RSF Social Finance	<i>Donor Funding</i>	0	1,028,811	1,028,811	0	0
10	The Intrepid Foundation	<i>Donor Funding</i>	0	30,415	30,415	0	0
11	UN Voluntary Trust Fund	<i>Donor Funding</i>	0	0	0	0	1,014,991
12	World Childhood Foundation	<i>Donor Funding</i>	0	2,538,915	2,538,915	0	2,538,915
13	Anonymous ("Dragonfly")	<i>Private Donation</i>	303,141	0	124,002	179,139	0
14	Anonymous (HLMF)	<i>Private Donation</i>	653,066	0	0	653,066	0
15	Anonymous (TO)	<i>Private Donation</i>	3,466,789	0	22,141	3,444,648	0
16	Credit Suisse Volunteer Program	<i>Private Donation</i>	0	134,605	134,605	0	134,605
17	Skoll Foundation	<i>Private Donation</i>	124,500	906,660	801,635	229,525	906,660
18	Wat Khmer Kampuchea Krom	<i>Private Donation</i>	131,267	0	131,267	0	0
19	FI Thailand Reserves	<i>Reserves</i>	3,638,824	109,973	-151,041	3,899,838	109,973
	<b>FUND BALANCE</b>		<b>8,317,586</b>	<b>18,033,858</b>	<b>17,050,821</b>	<b>9,300,622</b>	<b>16,707,919</b>

#	FUND ACCOUNT	TYPE	OPENING (\$)	EARNED INCOME (\$)	EXPENSE (\$)	CLOSING (\$)	CASH INCOME (\$)
1	Albrecht Kiesow Foundation	<i>Donor Funding</i>	0	109,659	109,659	0	93,887
2	Anonymous (OFF)	<i>Donor Funding</i>	0	8,267	8,267	0	0
3	Asian Development Bank	<i>Donor Funding</i>	0	77,778	77,778	0	103,612
4	Credit Suisse APAC Foundation Limited	<i>Donor Funding</i>	0	103,717	78,523	25,195	58,445
5	Deutsche Bank AG	<i>Donor Funding</i>	0	1,562	1,562	0	16,479
6	FI Suisse / Canton de Genève	<i>Donor Funding</i>	0	56,224	56,224	0	56,224
7	Gisela Foundation	<i>Donor Funding</i>	0	10,293	10,293	0	9,459
8	Kwok Foundation	<i>Donor Funding</i>	0	6,712	6,712	0	0
9	The Cold Mountain Fund of RSF Social Finance	<i>Donor Funding</i>	0	28,981	28,981	0	0
10	The Intrepid Foundation	<i>Donor Funding</i>	0	857	857	0	0
11	UN Voluntary Trust Fund	<i>Donor Funding</i>	0	0	0	0	28,591
12	World Childhood Foundation	<i>Donor Funding</i>	0	71,519	71,519	0	71,519
13	Anonymous ("Dragonfly")	<i>Private Donation</i>	8,539	0	3,493	5,046	0
14	Anonymous (HLMF)	<i>Private Donation</i>	18,396	0	0	18,396	0
15	Anonymous (TO)	<i>Private Donation</i>	97,656	0	624	97,032	0
16	Credit Suisse Volunteer Program	<i>Private Donation</i>	0	3,792	3,792	0	3,792
17	Skoll Foundation	<i>Private Donation</i>	3,507	25,540	22,581	6,466	25,540
18	Wat Khmer Kampuchea Krom	<i>Private Donation</i>	3,698	0	3,698	0	0
19	FI Thailand Reserves	<i>Reserves</i>	102,502	3,098	-4,255	109,855	3,098
	<b>FUND BALANCE</b>		<b>234,298</b>	<b>507,996</b>	<b>480,305</b>	<b>261,989</b>	<b>470,646</b>

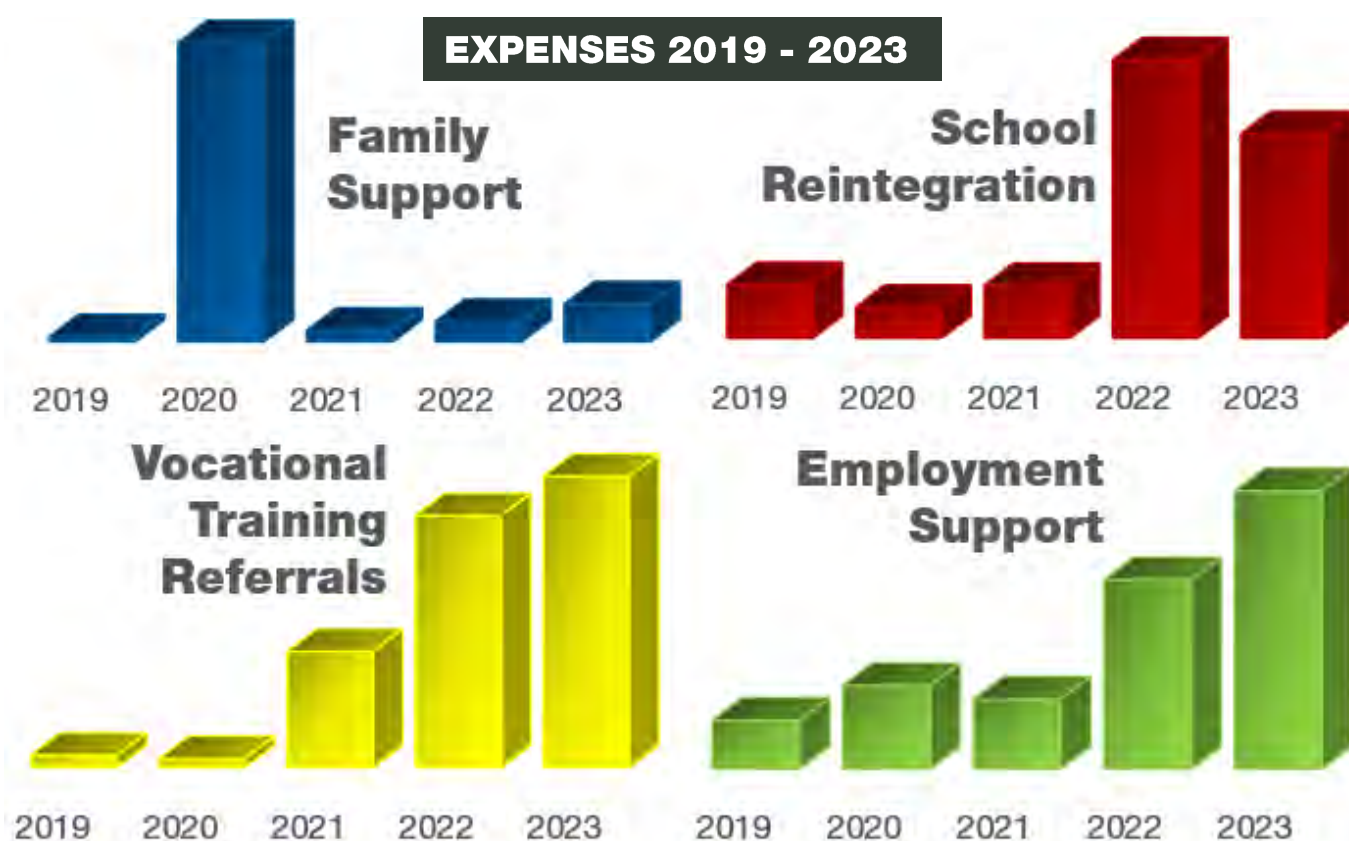
# Yayasan Teman Baik (Indonesia)

	2023	2022
Number of Staff (31 Dec)	17	15
Total Income (IDR)	4,069,643,063	2,305,409,874
Total Expenses (IDR)	3,502,985,730	2,999,348,787
Exchange rate (31 Dec)	\$1 = IDR 15,550	\$1 = IDR 15,000
Total Income (US\$)	\$261,713	\$153,694
Total Expenses (US\$)	\$225,272	\$199,957
Administrative Costs	6%	6%

## INCOME 2021 - 2023 (US\$)



## EXPENSES 2019 - 2023



# Financial Statements

## Income Statement for the year ending 31 Dec 2023 Yayasan Teman Baik (Jakarta, Indonesia)

INCOME	2023 (US\$)	2022 (US\$)	2023 (IDR)	2022 (IDR)
Donor Funding	178,580	55,834	2,776,915,518	837,504,965
Private Donations	66,362	0	1,031,924,552	0
Consultancy	13,942	96,749	216,799,222	1,451,231,394
Other Income	2,830	1,112	44,003,771	16,673,515
<b>TOTAL INCOME</b>	<b>261,713</b>	<b>153,694</b>	<b>4,069,643,063</b>	<b>2,305,409,874</b>

EXPENSES				
<b>PERSONNEL</b>				
National Staff	88,458	72,591	1,375,518,517	1,088,868,821
Health & Pensions	13,002	10,987	202,175,100	164,799,589
Miscellaneous Personnel Costs	0	791	0	11,870,000
<b>Sub-Total</b>	<b>101,459</b>	<b>84,369</b>	<b>1,577,693,616</b>	<b>1,265,538,410</b>
<b>DIRECT COSTS</b>				
Hygiene & Medical costs	1,993	701	30,996,500	10,513,200
Non-Formal Education materials	1,288	242	20,031,800	3,632,900
Food/Drink for Beneficiaries	452	625	7,035,700	9,376,000
Family Support	1,376	764	21,401,785	11,466,500
Recreational Activity Support	1,440	36	22,395,000	537,500
Outreach Materials	424	140	6,586,900	2,106,600
School Reintegration Support	3,280	4,628	51,008,005	69,414,400
Vocational Training Referrals	16,431	14,719	255,506,000	220,788,000
Job Placement Support	9,008	4,051	140,076,500	60,761,000
Self-Employment Support	3,880	5,033	60,340,000	75,500,300
Miscellaneous Employment Support	1,913	0	29,743,069	0
ChildSafe Hotline & Agents	911	1,685	14,170,555	25,270,600
Beneficiary Transport	1,346	3,618	20,933,500	54,263,500
Community Event Costs	1,889	1,360	29,378,215	20,394,200
Miscellaneous Direct Costs	106	1,020	1,644,000	15,306,720
<b>Sub-Total</b>	<b>45,739</b>	<b>38,622</b>	<b>711,247,529</b>	<b>579,331,420</b>

EQUIPMENT/ASSETS	2023 (US\$)	2022 (US\$)	2023 (IDR)	2022 (IDR)
IT / Computers	772	1,279	11,999,000	19,190,700
Furniture / Fittings	119	106	1,852,000	1,583,900
Inventory	688	0	10,700,000	0
<b>Sub-Total</b>	<b>1,579</b>	<b>1,385</b>	<b>24,551,000</b>	<b>20,774,600</b>
INDIRECT COSTS				
Communications	3,200	2,654	49,764,375	39,806,000
Transport/ Gasoline/ Maintenance	9,468	5,310	147,233,200	79,652,100
Maintenance/Renovations	835	159	12,980,461	2,389,000
Office Supplies	2,348	1,723	36,510,700	25,845,500
Rent	8,625	8,817	134,118,750	132,250,000
Utilities	693	647	10,777,200	9,700,500
Bank Charges	642	285	9,988,485	4,276,275
External Audits	8,209	4,200	127,650,000	63,000,000
Donor / Staff / Authority Relations	1,292	141	20,090,000	2,114,000
Miscellaneous Indirect Costs	624	569	9,701,485	8,539,919
<b>Sub-Total</b>	<b>35,937</b>	<b>24,505</b>	<b>558,814,656</b>	<b>367,573,294</b>
TRAVEL & TRAINING				
International Travel	670	23	10,415,200	350,000
National Travel	757	1,495	11,769,200	22,431,600
Staff Training	43	5	666,500	69,700
Workshops / Meetings	2,966	12,345	46,122,700	185,176,300
<b>Sub-Total</b>	<b>4,436</b>	<b>13,869</b>	<b>68,973,600</b>	<b>208,027,600</b>
FRIENDS ALLIANCE				
FI Phnom Penh Support	36,123	37,207	561,705,329	558,103,464
<b>Sub-Total</b>	<b>36,123</b>	<b>37,207</b>	<b>561,705,329</b>	<b>558,103,464</b>
<b>TOTAL EXPENSES</b>	<b>225,272</b>	<b>199,957</b>	<b>3,502,985,730</b>	<b>2,999,348,787</b>
<b>NET INCOME</b>	<b>36,441</b>	<b>-46,263</b>	<b>566,657,333</b>	<b>-693,938,914</b>
Retained funds b/f	18,935	69,855	284,031,473	977,970,387
Restated (exchange rate differences)	18,266	65,198	0	0
<b>NET ASSETS</b>	<b>54,707</b>	<b>18,935</b>	<b>850,688,806</b>	<b>284,031,473</b>



# Statement of Financial Position

as at 31 Dec 2023

## Yayasan Teman Baik (Jakarta, Indonesia)

ASSETS	2023 (US\$)	2022 (US\$)	2023 (IDR)	2022 (IDR)
<b>Current Assets</b>				
Cash & Bank	164,493	7,342	2,557,870,235	110,128,454
Project Advances	386	1,012	6,000,000	15,180,000
Prepayments	2,339	2,300	36,368,750	34,500,000
<b>Accounts Receivable</b>				
Miscellaneous Receivables	4,630	4,986	72,000,000	74,789,363
Guarantee Deposits	643	667	10,000,000	10,000,000
Earned / Accrued Income	0	63,039	0	945,578,503
<b>TOTAL ASSETS</b>	<b>172,491</b>	<b>79,345</b>	<b>2,682,238,985</b>	<b>1,190,176,320</b>
<b>LIABILITIES</b>				
<b>Current Liabilities</b>				
Salary Tax Payable	134	132	2,088,122	1,977,387
Miscellaneous Payables	6,175	10,574	96,015,000	158,613,511
Social Security Payable	630	592	9,802,188	8,886,828
Unearned / Deferred Income	96,307	38,172	1,497,571,215	572,582,761
<b>Long-Term Liabilities</b>				
Employee Liabilities (> 1 year)	14,538	10,939	226,073,654	164,084,359
<b>TOTAL LIABILITIES</b>	<b>117,785</b>	<b>60,410</b>	<b>1,831,550,179</b>	<b>906,144,847</b>
<b>NET ASSETS</b>	<b>54,707</b>	<b>18,935</b>	<b>850,688,806</b>	<b>284,031,473</b>

# Statement of Changes in Equity

as at 31 Dec 2023

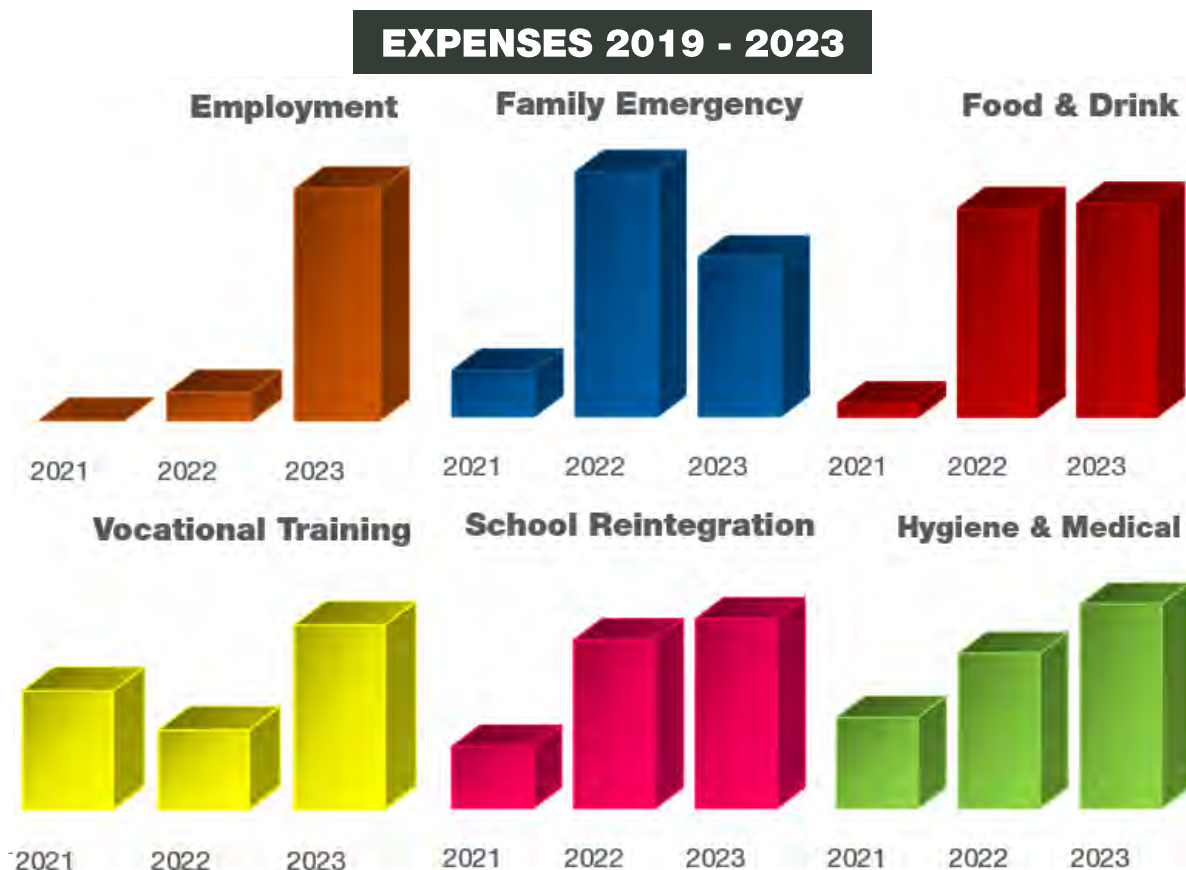
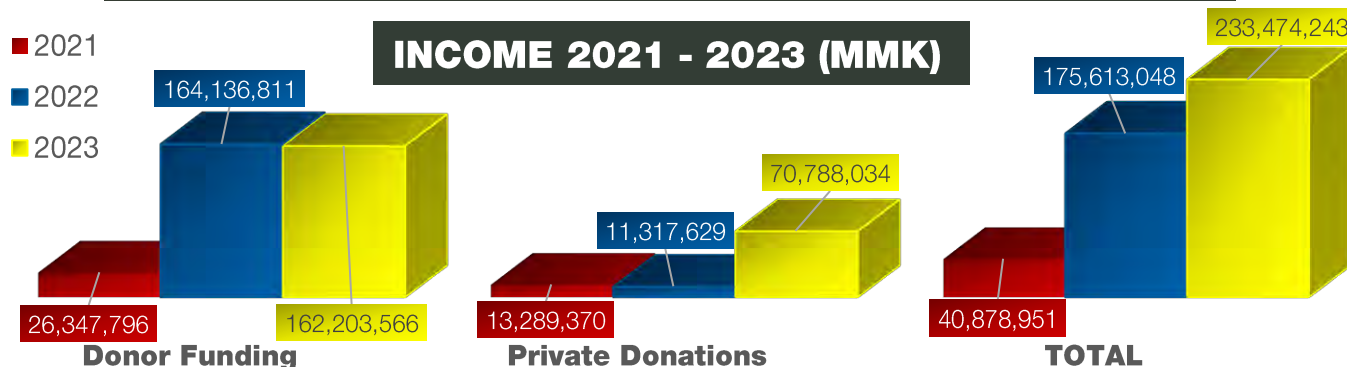
## Yayasan Teman Baik (Jakarta, Indonesia)

#	FUND ACCOUNT	TYPE	OPENING (IDR)	EARNED INCOME (IDR)	EXPENSES (IDR)	CLOSING (IDR)	CASH INCOME (IDR)
1	UNICEF Indonesia	Consultancy	0	216,799,222	216,799,222	0	1,162,377,725
2	Boeing	Donor Funding	0	417,641,660	417,641,660	0	379,375,000
3	Credit Suisse APAC Foundation	Donor Funding	0	600,327,344	410,439,739	189,887,605	1,404,536,562
4	Fondation Junclair	Donor Funding	0	1,165,270,358	1,165,270,358	0	26,949,000
5	Fondation Pierre Bellon	Donor Funding	0	212,168,257	212,168,257	0	0
6	Anonymous (OFF)	Private Donation	0	47,216,920	47,216,920	0	445,386,243
7	Anonymous (TO)	Private Donation	50,909,221	1,004,975,552	562,714,203	493,170,570	482,030,451
8	Credit Suisse Volunteer Program	Private Donation	0	26,949,000	26,949,000	0	221,280,074
9	PT Gunung Sewu Management	Private Donation	169,705,860	0	26,976,190	142,729,669	1,004,975,552
10	The Cold Mountain Fund of RSF Social Finance	Private Donation	0	334,290,979	334,290,979	0	769,295,643
11	Teman Baik Reserves	Reserves	63,416,393	44,003,771	82,519,202	24,900,962	44,003,771
			284,031,473	4,069,643,063	3,502,985,730	850,688,806	5,940,210,020

#	FUND ACCOUNT	TYPE	OPENING (US\$)	EARNED INCOME (US\$)	EXPENSES (US\$)	CLOSING (US\$)	CASH INCOME (US\$)
1	UNICEF Indonesia	Consultancy	0	13,942	13,942	0	74,751
2	Boeing	Donor Funding	0	26,858	26,858	0	24,397
3	Credit Suisse APAC Foundation	Donor Funding	0	38,606	26,395	12,211	90,324
4	Fondation Junclair	Donor Funding	0	74,937	74,937	0	1,733
5	Fondation Pierre Bellon	Donor Funding	0	13,644	13,644	0	0
6	Anonymous (OFF)	Private Donation	0	3,036	3,036	0	28,642
7	Anonymous (TO)	Private Donation	3,274	64,629	36,187	31,715	30,999
8	Credit Suisse Volunteer Program	Private Donation	0	1,733	1,733	0	14,230
9	PT Gunung Sewu Management	Private Donation	10,914	0	1,735	9,179	64,629
10	The Cold Mountain Fund of RSF Social Finance	Private Donation	0	21,498	21,498	0	49,472
11	Teman Baik Reserves	Reserves	4,078	2,830	5,307	1,601	2,830
			18,266	261,713	225,272	54,707	382,007

# Tha Ngae Chin Myar (Myanmar)

	2023	2022
Number of Staff (31 Dec)	8	7
Total Income (MMK)	233,474,243	175,613,048
Total Expenses (MMK)	217,313,288	164,771,665
Exchange rate (31 Dec)	\$1 = MMK 3,000	\$1 = MMK 2,000
Total Income (US\$)	\$77,825	\$87,807
Total Expenses (US\$)	\$72,438	\$82,386
Administrative Costs	9%	8%



# Financial Statements

## Income Statement

for the year ending 31 Dec 2023

Tha Ngae Chin Myar (Yangon, Myanmar)

INCOME	2023 (US\$)	2022 (US\$)	2023 (MMK)	2022 (MMK)
Donor Funding	54,068	82,068	162,203,566	164,136,811
Private Donations	23,596	5,659	70,788,034	11,317,629
Other Income	161	79	482,642	158,608
<b>TOTAL INCOME</b>	<b>77,825</b>	<b>87,807</b>	<b>233,474,243</b>	<b>175,613,048</b>

EXPENSES	2023 (US\$)	2022 (US\$)	2023 (MMK)	2022 (MMK)
<b>PERSONNEL</b>				
Staff Salaries	32,959	26,639	98,876,669	53,278,573
Health Insurance	78	2,113	235,333	4,226,000
Miscellaneous	39	379	118,000	758,000
<b>Sub-total</b>	<b>33,077</b>	<b>29,131</b>	<b>99,230,002</b>	<b>58,262,573</b>
<b>DIRECT COSTS</b>				
Hygiene costs	77	198	232,350	396,091
Medical costs	763	759	2,288,750	1,517,300
Clothing for Beneficiaries	331	240	991,800	479,300
Non-Formal Education materials	116	86	349,150	171,300
Food/Drink for Beneficiaries	7,744	11,333	23,232,958	22,665,050
Family Support	7,899	18,214	23,697,750	36,427,940
Centre Supplies	1,013	684	3,037,710	1,368,955
Recreational Activity Support	109	0	327,400	0
School Reintegration Support	1,026	1,367	3,078,550	2,734,050
Vocational Training Materials / Referrals	1,059	684	3,176,938	1,367,982
Job Placement Support	245	41	734,000	81,700
Self-Employment Support	340	65	1,021,200	129,600
Staff Uniforms	0	163	0	326,700
Beneficiary Transport	611	688	1,833,250	1,376,700
Beneficiary Trainings / Meetings	1,283	0	3,848,100	0
Miscellaneous Direct Costs	68	53	202,600	106,800
<b>Sub-total</b>	<b>22,684</b>	<b>34,575</b>	<b>68,052,506</b>	<b>69,149,468</b>
<b>EQUIPMENT/ASSETS</b>				
IT / Computers	0	1,795	0	3,589,000
Furniture / Fittings	0	418	0	836,000
Inventory	367	62	1,100,000	123,000
<b>Sub-total</b>	<b>367</b>	<b>2,274</b>	<b>1,100,000</b>	<b>4,548,000</b>
<b>INDIRECT COSTS</b>				
Communications	558	736	1,675,000	1,471,525
Transport/Gasoline/Maintenance	261	196	783,200	392,400

INDIRECT COSTS	2023 (US\$)	2022 (US\$)	2023 (MMK)	2022 (MMK)
Maintenance/Renovations	96	387	287,300	773,300
Office Supplies	536	752	1,606,890	1,503,860
Rent & Utilities	5,918	7,313	17,753,080	14,626,411
Bank Charges	872	967	2,617,328	1,934,456
External Audits	3,319	4,190	9,958,082	8,380,425
Miscellaneous	111	567	334,148	1,133,120
<b>Sub-total</b>	<b>11,672</b>	<b>15,108</b>	<b>35,015,028</b>	<b>30,215,496</b>
<b>TRAVEL &amp; TRAINING</b>				
Travel Costs	1,467	0	4,400,536	0
Workshops & Assessments	3	14	8,000	27,000
Staff Training	23	51	70,000	101,000
<b>Sub-total</b>	<b>1,493</b>	<b>64</b>	<b>4,478,536</b>	<b>128,000</b>
<b>FRIENDS ALLIANCE</b>				
FI Phnom Penh Support	3,146	1,234	9,437,215	2,468,127
<b>Sub-total</b>	<b>3,146</b>	<b>1,234</b>	<b>9,437,215</b>	<b>2,468,127</b>
<b>TOTAL EXPENSES</b>	<b>72,438</b>	<b>82,386</b>	<b>217,313,288</b>	<b>164,771,665</b>
<b>NET INCOME</b>	<b>5,387</b>	<b>5,421</b>	<b>16,160,955</b>	<b>10,841,383</b>
Retained funds b/f	12,792	9,829	25,584,518	14,743,135
Restated (exchange rate differences)	8,528	7,372		
<b>NET ASSETS</b>	<b>13,915</b>	<b>12,792</b>	<b>41,745,473</b>	<b>25,584,518</b>

## Statement of Financial Position

as at 31 Dec 2023

Tha Ngae Chin Myar (Yangon, Myanmar)

ASSETS	2023 (US\$)	2022 (US\$)	2023 (MMK)	2022 (MMK)
<b>Current Assets</b>				
Cash & Bank	19,297	9,902	57,889,522	19,804,701
Prepayments	1,769	1,155	5,307,708	2,310,000
Miscellaneous Receivables	227	13,476	680,000	26,952,754
Guarantee Deposits	167	250	500,000	500,000
Earned / Accrued Income	895	12,630	2,685,946	25,260,722
<b>TOTAL ASSETS</b>	<b>22,354</b>	<b>37,414</b>	<b>67,063,176</b>	<b>74,828,178</b>
<b>LIABILITIES</b>				
<b>Current Liabilities</b>				
Miscellaneous Payables	3,043	5,434	9,128,582	10,868,493
Unearned / Deferred Income	5,396	19,188	16,189,121	38,375,167
<b>TOTAL LIABILITIES</b>	<b>8,439</b>	<b>24,622</b>	<b>25,317,703</b>	<b>49,243,660</b>
<b>NET ASSETS</b>	<b>13,915</b>	<b>12,792</b>	<b>41,745,473</b>	<b>25,584,518</b>

# Statement of Changes in Equity

as at 31 Dec 2023

Tha Ngae Chin Myar (Yangon, Myanmar)

#	FUND ACCOUNT	TYPE	OPENING (MMK)	EARNED INCOME (MMK)	EXPENSES (MMK)	CLOSING (MMK)	CASH INCOME (MMK)
1	Credit Suisse APAC Foundation	<i>Donor Funding</i>	0	18,417,274	18,417,274	0	0
2	Intrepid Foundation	<i>Donor Funding</i>	0	7,292,409	7,292,409	0	482,399
3	Anonymous (OFF)	<i>Donor Funding</i>	0	28,494,597	28,494,597	0	12,660,770
4	The Cold Mountain Fund of RSF Social Finance	<i>Donor Funding</i>	0	107,999,285	107,999,285	0	149,449,128
5	Paul Newfield	<i>Private donation</i>	-116,300	70,775,504	58,001,631	12,657,573	70,775,504
6	TNCM Reserves	<i>Reserves</i>	25,700,818	495,172	-2,891,910	29,087,900	495,172
	<b>TOTAL</b>		<b>25,584,518</b>	<b>233,474,243</b>	<b>217,313,288</b>	<b>41,745,473</b>	<b>233,862,973</b>

#	FUND ACCOUNT	TYPE	OPENING (US\$)	EARNED INCOME (US\$)	EXPENSES (US\$)	CLOSING (US\$)	CASH INCOME (US\$)
1	Credit Suisse APAC Foundation	<i>Donor Funding</i>	0	6,139	6,139	0	0
2	Intrepid Foundation	<i>Donor Funding</i>	0	2,431	2,431	0	161
3	Anonymous (OFF)	<i>Donor Funding</i>	0	9,498	9,498	0	4,220
4	The Cold Mountain Fund of RSF Social Finance	<i>Donor Funding</i>	0	36,000	36,000	0	49,816
5	Paul Newfield	<i>Private donation</i>	-39	23,592	19,334	4,219	23,592
6	TNCM Reserves	<i>Reserves</i>	8,567	165	-964	9,696	165
	<b>TOTAL</b>		<b>8,528</b>	<b>77,825</b>	<b>72,438</b>	<b>13,915</b>	<b>77,954</b>

# Friends-International Suisse

N.B Friends-International Suisse reverted from a Friends Alliance program to a FI Support Office mid-2023. Financial Statements have been included for reference only, however, will no longer appear from 2024

## Financial Statements

### Income Statement

for the year ending 31 Dec 2023

Friends-International Suisse (Genève)

INCOME	2023 (US\$)	2022 (US\$)	2023 (CHF)	2022 (CHF)
Donor Funding	75,000	33,217	66,000	30,559
Private Donations	6,465	23,444	5,689	21,568
<b>TOTAL INCOME</b>	<b>81,465</b>	<b>56,660</b>	<b>71,689</b>	<b>52,128</b>
<b>EXPENSES</b>				
<b>PERSONNEL</b>				
Staff Salaries	11,080	29,348	9,750	27,000
Health Insurance	1,625	4,842	1,430	4,454
Miscellaneous	0	500	0	460
	<b>12,704</b>	<b>34,689</b>	<b>11,180</b>	<b>31,914</b>
<b>INDIRECT COSTS</b>				
Communications	337	1,889	296	1,738
Transport/Gasoline	191	533	169	490
Office Supplies	36	60	32	55
Rent & Utilities	0	458	0	422
External Audits	2,448	2,341	2,154	2,154
Travel & Workshops	100	1,097	88	1,009
Miscellaneous	528	2,010	465	1,849
	<b>3,640</b>	<b>8,388</b>	<b>3,204</b>	<b>7,717</b>
<b>FRIENDS ALLIANCE GRANTS</b>				
FI Siem Reap	6,818	18,913	6,000	17,400
FI Thailand (Aranyaprathet / Poipet)	61,150	0	53,812	0
FI Phnom Penh	0	19,077	0	17,551
	<b>67,968</b>	<b>37,990</b>	<b>59,812</b>	<b>34,951</b>
<b>TOTAL EXPENSES</b>	<b>84,313</b>	<b>81,067</b>	<b>74,195</b>	<b>74,582</b>
<b>NET INCOME</b>	<b>-2,848</b>	<b>-24,407</b>	<b>-2,506</b>	<b>-22,454</b>
Retained funds b/f	12,229	37,450	11,250	33,705
Restated (exchange rate differences)	12,784	36,636	0	0
<b>EQUITY</b>	<b>9,937</b>	<b>12,229</b>	<b>8,744</b>	<b>11,250</b>



# Statement of Financial Position

as at 31 Dec 2023

Friends-International Suisse (Genève)

CURRENT ASSETS	2023 (US\$)	2022 (US\$)	2023 (CHF)	2022 (CHF)
Current Assets				
Cash & Bank	12,302	13,267	10,826	11,675
Prepayments	0	2,876	0	2,531
Miscellaneous Receivables	402	0	354	0
<b>TOTAL ASSETS</b>	<b>12,704</b>	<b>16,143</b>	<b>11,180</b>	<b>14,206</b>

LIABILITIES				
Current Liabilities				
Social Security Payables	0	721	0	635
Miscellaneous Payables	2,767	2,638	2,435	2,322
<b>TOTAL LIABILITIES</b>	<b>2,767</b>	<b>3,359</b>	<b>2,435</b>	<b>2,956</b>

<b>NET ASSETS</b>	<b>9,937</b>	<b>12,784</b>	<b>8,744</b>	<b>11,250</b>
-------------------	--------------	---------------	--------------	---------------

# Statement of Changes in Equity

as at 31 Dec 2023

Friends-International Suisse (Genève)

#	FUND ACCOUNT	TYPE	OPENING (CHF)	INCOME (CHF)	EXPENSES (CHF)	CLOSING (CHF)
1	FI Suisse Reserves	<i>Reserves</i>	11,250	5,689	8,195	8,744
2	Canton de Geneve	<i>Donor Funding</i>	0	60,000	60,000	0
3	HSBC Suisse Bank	<i>Donor Funding</i>	0	6,000	6,000	0
	<b>TOTAL</b>		<b>11,250</b>	<b>71,689</b>	<b>74,195</b>	<b>8,744</b>

#	FUND ACCOUNT	TYPE	OPENING (US\$)	INCOME (US\$)	EXPENSES (US\$)	CLOSING (US\$)
1	FI Suisse Reserves	<i>Reserves</i>	12,784	6,465	9,313	9,937
2	Canton de Geneve	<i>Donor Funding</i>	0	68,182	68,182	0
3	HSBC Suisse Bank	<i>Donor Funding</i>	0	6,818	6,818	0
	<b>TOTAL</b>		<b>12,784</b>	<b>81,465</b>	<b>84,313</b>	<b>9,937</b>

# Annual Budget 2024

PROJECT	Friends Phnom Penh	Mith Samlanh	Friends Siem Reap	Friends Laos	Friends Thailand	Friends Indonesia	Friends Myanmar	GRAND TOTAL US\$
Saving Lives Core	\$135,349							\$135,349
Outreach & Drop-in Centres		\$437,523	\$144,143	\$74,618	\$171,622	\$50,406	\$23,214	\$901,525
ChildSafe Communities	\$3,220	\$23,557	\$17,324	\$19,918	\$60,589	\$18,394	\$263	\$143,265
Building Futures Core	\$115,508							\$115,508
Residential Services & Family Reintegration		\$150,003	\$90,633	\$122,687	\$667		\$3,201	\$367,192
Education & School Reintegration		\$185,928	\$78,699	\$36,607	\$25,148	\$14,882	\$5,463	\$346,727
Vocational Training & Employment	\$215,374	\$301,419	\$337,596	\$283,181	\$79,722	\$90,517	\$36,684	\$1,344,493
Friends Futures Factory	\$45,640							\$45,640
3PC & Sub-grants	\$470,395							\$470,395
ChildSafe Movement	\$80,826							\$80,826
ChildSafe Experience	\$42,409							\$42,409
Program Essentials	\$144,657	\$96,553	\$85,111	\$89,202	\$121,363	\$40,650	\$15,161	\$592,696
Monitoring, Evaluation & Learning		\$26,887	\$7,150	\$7,800				\$41,838
Communications & Design	\$125,733							\$125,733
Grants & Fundraising	\$138,750							\$138,750
Administration	\$313,019	\$80,180	\$46,005	\$47,176	\$32,081	\$22,080	\$5,262	\$545,804
<b>GRAND TOTAL</b>	<b>\$1,830,880</b>	<b>\$1,302,049</b>	<b>\$806,661</b>	<b>\$681,190</b>	<b>\$491,192</b>	<b>\$236,929</b>	<b>\$89,249</b>	<b>\$5,438,150</b>

*N.B Our annual budgets are live documents, and subject to change to adapt and respond to new circumstances, e.g., rising inflation, surveys, and mapping results etc.*