



เพื่อน เพื่อน  
peuan peuan

# SNAPSHOT SURVEY 2018



# Table of Contents

|   |    |
|---|----|
| Abbreviations & Acronyms                            | 1  |
| Executive Summary                                   | 1  |
| Summary of Findings                                 | 2  |
| <b>INTRODUCTION</b>                                 | 4  |
| Purpose   | 4  |
| Definition  | 4  |
| Data Collection and Methods                         | 5  |
| <b>SNAPSHOT IN BANGKOK</b>                          | 5  |
| <b>SNAPSHOT ARANYAPRATHET</b>                       | 6  |
| Child Protection Consideration                      | 7  |
| Limitations   | 7  |
| <b>BANGKOK SNAPSHOT SURVEY RESULTS</b>              | 8  |
| <b>OBSERVATIONS</b>                                 | 8  |
| <b>CHILDREN AND YOUTH PROFILE - BANGKOK</b>         | 9  |
| Age and gender                                      | 9  |
| Origin & Migration                                  | 10 |
| Activities & Income                                 | 10 |
| Education   | 12 |
| Reasons for being on the streets                    | 14 |
| Abuse   | 14 |
| Needs   | 15 |
| Knowledge of Available Services                     | 16 |
| <b>SERVICES PROVIDED DURING SNAPSHOT IN BANGKOK</b> | 16 |
| Services  | 16 |
| Cases opened  | 17 |
| <b>RECOMMENDATIONS</b>                              | 17 |
| <b>CONCLUSION OF BANGKOK SNAPSHOT SURVEY</b>        | 18 |
| <b>ARANYAPRATHET SNAPSHOT SURVEY RESULTS</b>        | 19 |
| <b>OBSERVATIONS</b>                                 | 19 |
| <b>CHILDREN AND YOUTH PROFILE</b>                   | 19 |
| Age and gender                                      | 19 |
| Origin & Migration                                  | 20 |
| Activities & Income                                 | 20 |
| Education   | 23 |
| Reasons for being in the market                     | 24 |
| Needs   | 25 |
| Knowledge of Available Services                     | 25 |
| <b>SERVICES PROVIDED DURING SNAPSHOT</b>            | 26 |
| Services  | 26 |
| Cases opened  | 26 |
| <b>CONCLUSION OF ARANYAPRATHET SNAPSHOT SURVEY</b>  | 27 |
| <b>RECOMMENDATIONS</b>                              | 27 |

---

## Friends-International Thailand

House #89B, Street 103, Phnom Penh, Cambodia

**T** +855 23 986 601

**E** [info@friends-international.org](mailto:info@friends-international.org)

**W** [www.friends-international.org](http://www.friends-international.org)



# Abbreviations & Acronyms

|     |                                     |
|-----|-------------------------------------|
| BMA | Bangkok Metropolitan Administration |
| CPP | Child Protection Policy             |
| DCY | Department of Children and Youth    |
| PP  | Peuan Peuan                         |
| RTG | Royal Thai Government               |

# Executive Summary

This report presents the results of two surveys conducted in August 2018 in two geographical locations of Thailand: Bangkok and Aranyaprathet. It is the result of a joint effort of rigorous data collection and careful analysis of information regarding the street children population across these locations.

The surveys were led by Friends-International Thailand (Peuan Peuan) in collaboration with 15 partners, on request from, and with the financial support of, the Department of Children and Youth (DCY).

Bangkok and Aranyaprathet were selected because Peuan Peuan has active programs in those two locations.

The objectives of the surveys were to enumerate the children on the streets and make a rapid assessment of their situation.

The expected outcomes are to improve the service provision of NGOs in accordance to the situation and needs of children on the street and also to share experiences arising from the surveys with government agencies and the engaged NGOs.

It is crucial to identify the number of children on the streets as it gives a more precise idea of the size of the problem and allows professionals to adapt their work to the actual existing situation.

However, counting is a difficult exercise. The first key challenge is defining which population to include in the enumeration. A clear common definition is needed in order to reliably enumerate street populations.

The second key challenge is in the nature of street populations. They are often on the move, are hidden or have limited access to services, and thus are unlikely to be reached through traditional surveys.

To overcome these challenges Friends-International uses a system that eases the enumeration: a snapshot survey that has been tried and tested on a regular basis in Thailand, Cambodia, Indonesia and Lao PDR.

# Summary of Findings

| FINDINGS               | BANGKOK   | ARANYAPRATETH   |
|------------------------|---|---|
| Total                  | 78 children in total were identified during the snapshot in Bangkok   | 261 children in total were identified during the snapshot in Aranyaprathet  |
| Gender distribution    | 64% boys (50 individuals) 35% girls (28 individuals) and 1 individual was reported “not sure”   | 61.7% (161 individuals) were boys and 37.9% (99 individuals) girls and 0.41% (1 child) was reported as “not sure”.  |
| Age                    | <ul style="list-style-type: none"><li>Children between 0 and 5 years old represented 28% (22 children) of the total met.</li><li>Children between 6 and 12 years old represented 29% (23 children) of the total met.</li><li>Children between 13 and 17 years old represented 31% (24 children) of the total met.</li><li>Children between 18 and 25 years old represented 12% (9 children) of the total met.</li></ul> | <ul style="list-style-type: none"><li>Children between 0 and 5 years old represented 11.5% (30 children) of the total met.</li><li>Children between 6 and 12 years old represented 24.5% (64 children) of the total met.</li><li>Children between 13 and 17 years old represented 37.2% (97 children) of the total met.</li><li>Children between 18 and 25 years old represented 26.8 % (70 children) of the total met.</li></ul> |
| Children category      | <ul style="list-style-type: none"><li>“Children working with their family” represented the larger group comprising 50% of the children met during the snapshot</li><li>“Street working” was the second group with 29% of the children.</li><li>“Street living” came third with 12 % of the children met</li><li>“street living with family” last with 8% of the children</li><li>1% was reported N/A</li></ul>          | <ul style="list-style-type: none"><li>“Children working with their family” represented the larger group comprising 49% of the children met during the snapshot</li><li>“Street working” was the second group with 44% of the children.</li><li>“Street living” came third with 6% of the children met</li><li>“street living with family” last with 1% of the children</li></ul>  |
| Origin of the children | The majority of the children met on the streets were Thai citizens (64.1% of the total number of children) followed by Cambodians (28.2%).  | 100% of the children met were Cambodians<br>Children came in the majority from Banteay Meanchey 41 % (107 children)   |
| Reasons                | The main reasons expressed for being on the streets in Bangkok were: <ul style="list-style-type: none"><li>Supporting family (22%) and poverty (22%)</li><li>Following family (21%)</li><li>Unemployment (9%)</li><li>Following friends (8%)</li></ul>  | The main reasons expressed for being on the streets in Rong Kluea market were: <ul style="list-style-type: none"><li>Poverty (36%) and support family (28%)</li><li>Following family (27%)</li><li>Unemployment (6%)</li></ul>  |

|                           |   |   |
|---------------------------|---|---|
| Education                 | <ul style="list-style-type: none"> <li>80% have been to school or are still attending school, 20% N/A</li> <li>70% of the children of school age were currently going to school.</li> <li>Only 20% of the foreign children are currently going to school</li> </ul>   | <ul style="list-style-type: none"> <li>96% have been to school or still attending school, 4% reported that they never attended school, 70% of children who never attended school were still of school age</li> <li>But only 29% of the children of school age were currently going to school.</li> <li>School dropout is a key issue</li> </ul> |
| Work situation            | <ul style="list-style-type: none"> <li>79% of children are working. 29% with friends or alone, 50% with their families</li> <li>The most common work undertaken is begging, comprising 44% of the activities identified</li> </ul>  | <ul style="list-style-type: none"> <li>93% of children are working. 49% with their families, 44% alone</li> <li>The most common work undertaken is “working in a shop”, comprising 49 % of the activities identified</li> </ul>   |
| Money made on the streets | <ul style="list-style-type: none"> <li>35.1%, earn less than 300 THB/day</li> <li>28.3% earn between 301 and 500 THB/day</li> <li>20.2% earn between 501 and 1000 THB</li> <li>1.3% earn more than 1000 THB</li> <li>14.8% No answer</li> </ul>   | <ul style="list-style-type: none"> <li>75.1% earn less than 300 THB/day</li> <li>20.3%, earn between 301 and 500 THB/day</li> <li>0.4% earn between 501 and 1000 THB</li> <li>No-one earned more than 1000 THB</li> <li>4.2% No answer</li> </ul>   |
| Abuse                     | <ul style="list-style-type: none"> <li>To the question do you know someone who has been abused, 26% children (17) answered yes.</li> <li>To the question <i>have you ever suffered from abuse yourself</i>, 27% children (18) also answered yes</li> </ul> <p>Among the respondents who answered questions related to abuse, 36 % of them said they have seen someone being abused to, or have been victims of, abuse themselves.</p> |   |
| Need of support           | In 30% of the answers given by children they said “I do not need any support<br>Then Education appeared to be the first need (23% of responses)   | Education appeared to be the first need expressed (38% of the answers expressed)<br>In 30.5% of the answers given by children, children said “ I do not need any support”   |
| Knowledge of service      | 67% of the respondents knew at least one service and 33% did not know any service at all  | 78% of the respondents knew at least one service and 22% did not know any service at all  |
| Cases opened              | During the snapshot, the outreach team opened a total of 31 cases   | During the snapshot, the outreach team opened a total of 8 cases  |



## INTRODUCTION

### Purpose

The objective of the two surveys was to count the number of children on the streets and paint a demographic profile of the young street population in two locations: Bangkok and Aranyaprathet. The survey was designed to highlight the situation and dynamics of the target group and provide recommendations to different stakeholders involved.

Through this survey Friends-International also aims at sharing techniques and methodology of enumeration with the RTG.

### Definition

The UN has defined the term Street Children to include “boy or girl for whom the street in the widest sense of the word... has become his or her habitual abode and/or source of livelihood, and who is inadequately protected, supervised, or directed by responsible adults”.

The generally accepted global definition of ‘child’ is up to 18 years, however for our purposes we have extended this survey to an upper age limit of 25 years old, as Friend-International services support youth up to this age

- Street Living Children:** ‘Children/youth who have cut ties with their families and live alone on the streets’
- Street Working Children:** ‘Children/youth who spend all or most of their time working on the streets to provide an income for their families or for themselves, but who return to a caregivers home at night’
- Children of Street Living Families:** ‘Children who live with their family on the streets’

To this definition we added one category that is **Street Working Children with families:** children who work together with their families on the streets.



## Data Collection and Methods

The same methodology was used for both surveys.

The snapshot lasted one full day per location, from morning to evening. The team was composed of 25 staff in Bangkok (14 Peuan Peuan staff, 11 partner staff) and 21 in Aranyaprathet 7 Peuan Peuan staff, 17 partner staff).

The research team employed a rapid assessment survey, also known as snapshot, made up of 16 questions (see in annex) that were agreed together with DCY.

Prior to the data collection, training was organized with all partners involved to prepare the data collection process.

To collect the data, the team informally interviewed the children/youth for no more than 5 minutes to make sure the child was not disturbed.

The team did not write any information in front of the child but recorded the information afterward.

No paper was used for the data collection. The team used smartphones and Kobo<sup>1</sup> applications so all data was recorded and stored in the cloud.

One benefit of this system was time saving: after the snapshot, no data entry had to be done from paper to computer. In addition the online recording reduced the significant risk of human error such as double counting of services, or omission of information.

When the snapshot team met children who needed support, the team provided immediate help and protection and if necessary opened case management for longer support.

For the children between 0 to 5, representing 28% of the cases, the team interviewed the care takers (mother/sibling) and limited the interaction with the children as they were obviously too young.

Some children were already known by the social workers who could access information they held about their case.

## SNAPSHOT IN BANGKOK

The snapshot in Bangkok was organized on August 10th from 7am to 2am on the 11th. A team of 25 staff undertook outreach on the streets in the following nine areas or zones.

The zones were defined together with the partners involved to make sure the coverage adequately represented the situation and the targeted population.

- Zone 1 (Bangkapi to Ram Inthra)
- Zone 2 (BTS Mochit to Ratchada)
- Zone 3 (Ramkamheng to Saranrat Maniron park)
- Zone 4 (Sapanput to Span Siri)
- Zone 5 (Hua lamphong to Yaowarat intersection)
- Zone 6 (Royal Palace to Kao San)
- Zone 7 (Sala Daeng to Rama 4)
- Zone 8 (Siam Pratunam)
- Zone 9 (BTS On Nut to Ploenchit)

Each zone was covered by two to three staff. The Peuan Peuan staff member assigned was in charge of leading the team, coordinating with partners, supporting the partners for the data collection,

interaction with children, and to ensure Child Protection procedures were respected.

List of partners who contributed to the survey in Bangkok

- BMA
- DCY
- Mith Matres
- Phatunam District
- HUB Saidek
- Mercy Foundation



## SNAPSHOT ARANYAPRATHET

The snapshot was organized on August 31th from 8am to 8 pm in Aranyaprathet (Aran) in Rong Kluea market area with 21 people participating. 4 zones were targeted:

- Zone 1 (Peun Puean office to Log D)
- Zone 2 (Or Bor Jor Market, building A1-G6)
- Zone 3 (Rattanakum Market 2)
- Zone 4 (Detthai Market to Sammakik community)

List of partners who contributed to the survey in Aranyaprathet

- Krousar Thmey
- Damnok Toek
- Sa Kao labor office



1. <https://www.kobotoolbox.org/>




- Sa Kaeo shelter for children and families
- Sa Kaeo Homeless Shelter
- Pa Rai municipality office
- Banteay Meanchey Poipet Social office
- Poipet Commune Council for Women and Children
- Poipet Transit Center

### Child Protection Consideration

Data collectors who took part in the snapshot surveys were all trained professional social workers who have signed both the Friends-International Child Protection Policy and Media Guidelines. The training organized by Friends-International emphasized the Child Protection element, including always acting in the best interest of the child and the right of the child to participate or not. All data was stored in protected files, the confidentiality of the data collected will be respected and access limited. No personal data or information will be made public to ensure confidentiality

### Limitations

- Timing: The team had to postpone the day of snapshot a few times and finally organized the session in Bangkok a few days before the Queen’s Birthday. Therefore, government staff were busy and could not attend the snapshot session. The Police had also organized cleanups which reduced the number of children on the streets. The analysis is therefore based on a limited number of 78 individuals.
- As many of the staff were unknown to children, some children did not want to answer questions asked.
- Fewer partners than expected attended the snapshot in Bangkok
- The situation of abuse amongst children in Aranyaprathet could not be captured due to the environment and in particular the presence of parents, and shop owners nearby. The assumption is that if children were victims of abuse they felt they could not speak openly about it.



## BANGKOK SNAPSHOT SURVEY RESULTS

### OBSERVATIONS

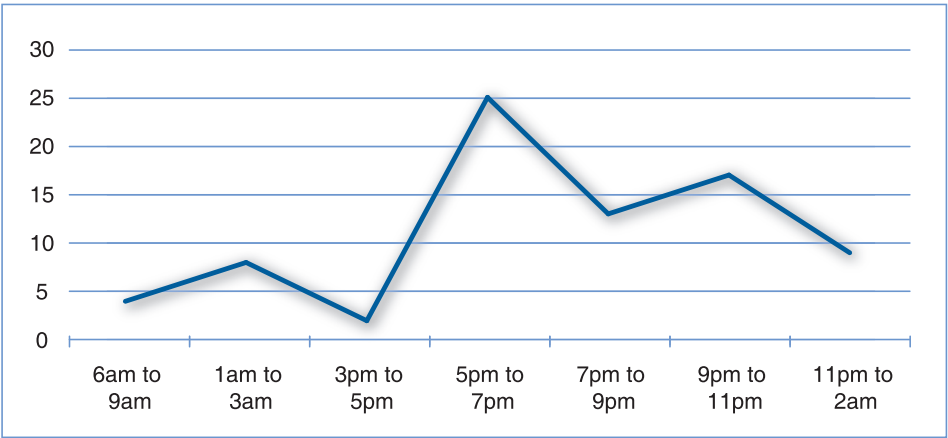


Figure 1: Time the children were met

The social workers met 83% of the children (64 individuals) after 5pm compared to 17% (14 individuals) before 5pm. 5pm to 7pm seems to be the most productive time slot as the social workers met 1/3 of the cases (25 individuals) in that period. One reason can be assumed to be that 5pm is the time when children start working. The streets (in particular Sukhumvit) become busier with tourists or locals leaving their office to go home. On the other side, 1pm to 3pm was the less productive with only 2% of the children (8 individuals) met. It is also important to note that more staff worked between 5pm and 7pm, which also contributes to the peak observed.

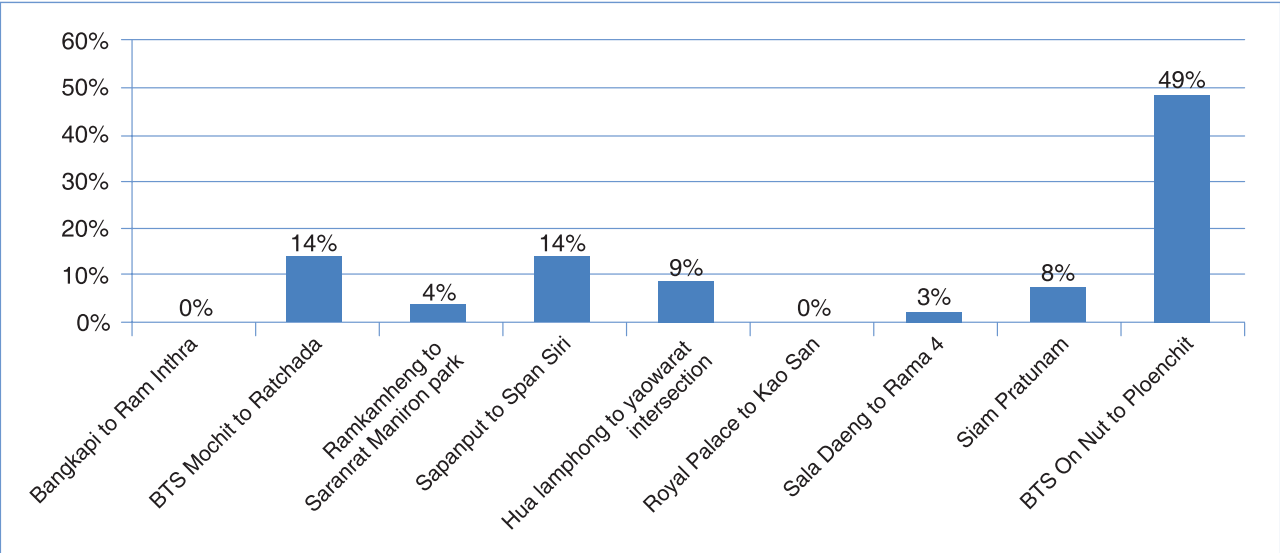


Figure 2: zones were the children were met

The highest number of children (38 cases) was reported to be in the zone Sukhumvit (49% of the total). Sukhumvit is a busy and popular area where many foreigners spend time. It offers opportunities for the street children, in particular beggars.

No children were reported in the zones *Royal Palace to Kao San road* and *Bangkapi to Ram Inthra*. This was due to efforts by the city authorities to ensure that street populations were not present in these areas for upcoming formal ceremonies (Mother's Day Ceremony).

## CHILDREN AND YOUTH PROFILE - BANGKOK

In total 78 children and young adults participated in the survey, 64% (50 individuals) were boys and 35% (28 individuals) girls and 1% (1 case) was reported as “not sure”.

### Age and gender

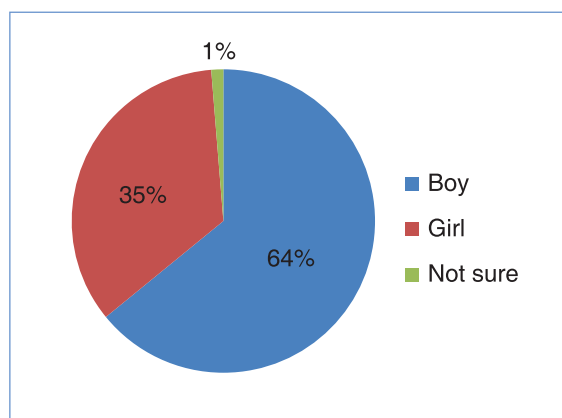


Figure 3: Gender

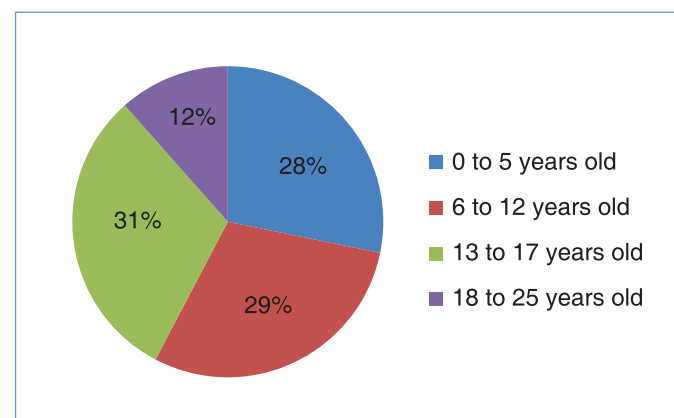


Figure 4: Age of children

The age distribution is balanced. That being said, the majority (57%) were children under 12 years old.

- Children between 0 and 5 years old represented 28% (22 children) of the total met.
- Children between 6 and 12 years old represented 29% (23 children) of the total met.
- Children between 13 and 17 years old represented 31% (24 children) of the total met.
- Children between 18 and 25 years old represented 12% (9 children) of the total met.

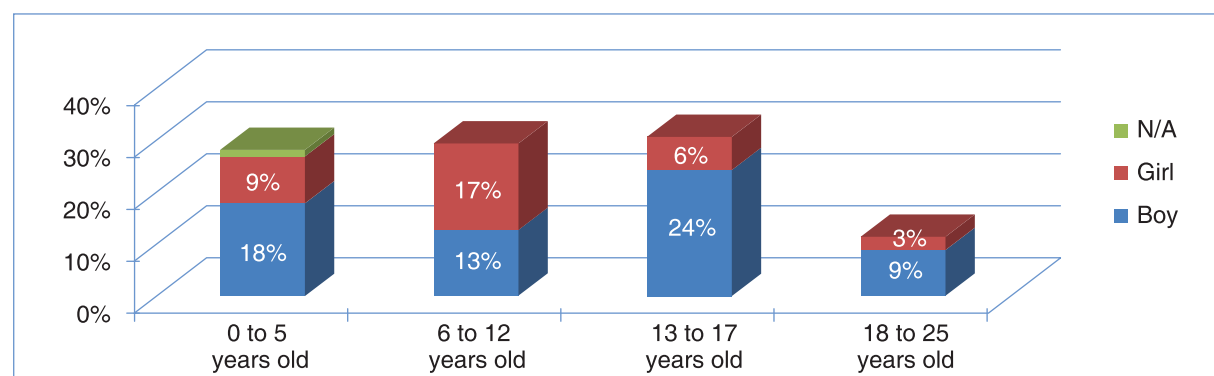


Figure 5: Age vs Gender

The proportion of 13 to 17 year- old boys on the streets was the larger group (24% of the total) followed by 0 to 5 year-old boys (18% of the total) and by girls between 6 and 12 years old (17%).

Interesting facts were observed about the teenage boys group (13 to 17 years old):

- None were found in Sukhumvit,
- Only 15% of them were going to school which is very low compared to the overall rate of 57% school attendance observed during the snapshot

## Origin & Migration

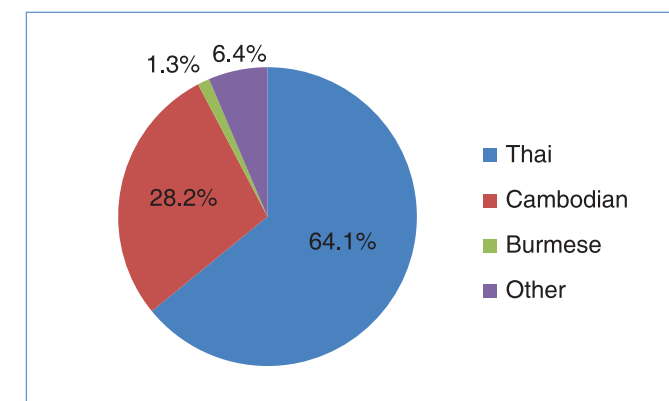


Figure 6: Nationality of children

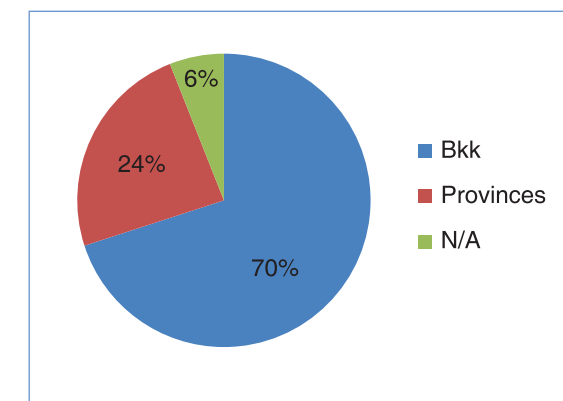


Figure 7: Province of origin of Thai children

The majority of the children met on the streets were Thai citizens (64.1% of the total number of children) followed by Cambodians (28.2%).

In the “other” category (6.4%) the team identified children that were assumed to be bi-national but the team was not sure: Danish (siblings), Indian and Bangladesh children were met.

Among the Thai nationals (50 individuals), 70% were originally from Bangkok, 24% of them were from the provinces and 6% N/A.

Among the children from the provinces, a high proportion (66%) was originally from Isan.

## Activities & Income

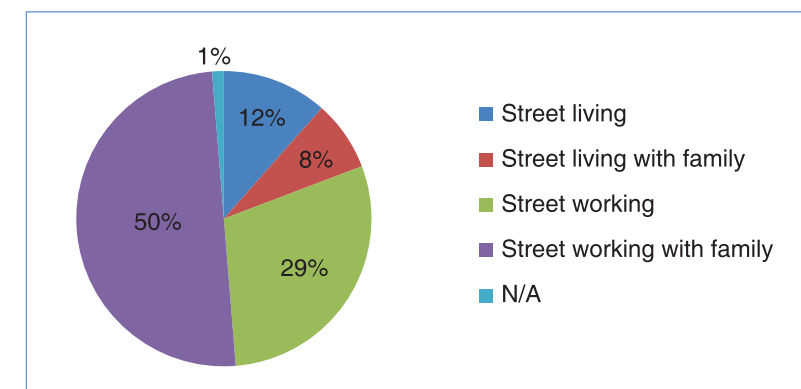


Figure 8: children categories

4 categories of children and youth were identified:

- Children working with their family represented the largest group with 50% of the cases met during the snapshot
- Street working was the second group, with 29% of the children.
- “Street living” came third with 12 % of the cases met.
- “street living with family” last with 8% of the cases
- 1% was N/A

The majority of children (79%) reported working: 29% with friends or alone and 50% with their families

In term of living conditions, 20% of children live on the streets either alone/with friends (12%) or with their family (8%).

The social workers reported 15 street living children identified in 2 zones:

- Zone 4: 5 incidences of street living children and 4 of children street living with families
- Zone 5: 4 incidences of street living children and 2 of children street living with families

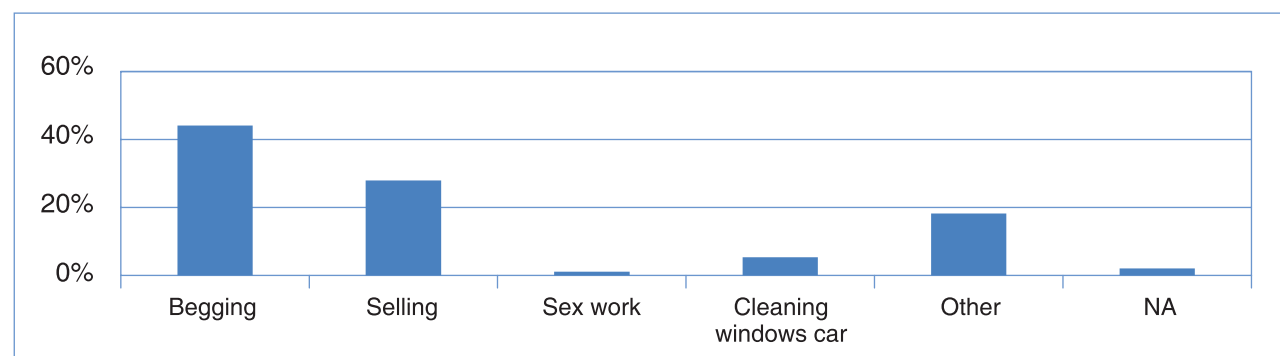


Figure 9: Activities on the streets reported

Children were engaged in various activities including begging (44%) selling goods (28%), cleaning car windows (5%) and other (18%).

A few children (10 individuals) cumulate work such as cleaning and begging, begging and selling. The category “Other” cover various things such as: “taking care of customers car” “playing guitar”.

Begging can be risky due to the recent Begging Act (see note). Even though the team does not have enough evidence to evaluate the impact of the Begging Act, the effects seem to be limited, especially on the Cambodian population who do not try to divert their activities on the streets.

### Note

The Begging Act was endorsed by the National Legislative Assembly in 2016 making begging in the streets an offence. The Act means that beggars, both Thais and foreigners, will face arrest if they continue to beg.

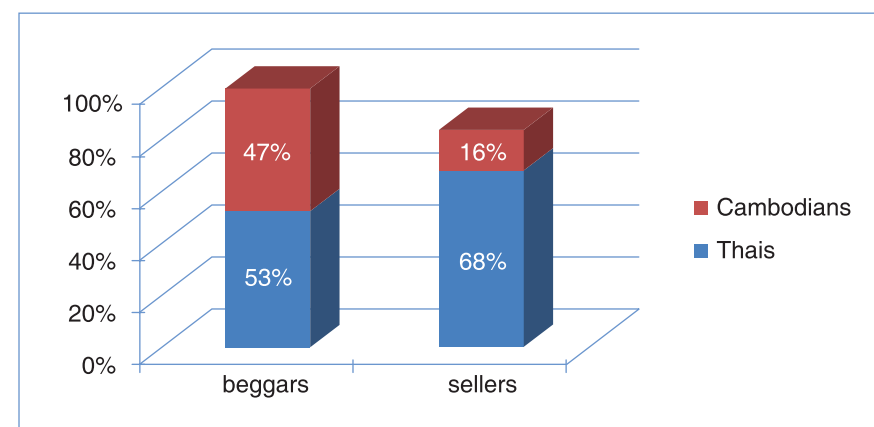


Figure 10: activities per nationality

68% of Thai children met were sellers as against a very small proportion of the Cambodians (16%).

Note that begging represents the principal activity of the children located in Sukhumvit zone: 57% of the activities taking place there were begging activities which is higher compared to the overall figure in Bangkok where begging represented 44% of the activities of the street population.

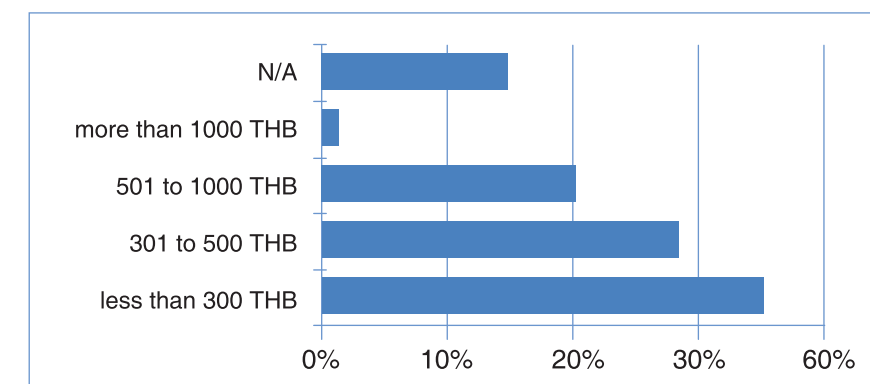


Figure 11: Income of children

35.1% of those working on the streets reported making less than 300 USD per month. 28.3 % identified earning between 301 and 500 THB and 20.2% between 501 and 1000 THB per month. 1% said they earned more than 1000 THB. 14.8% did not answer

48% of street working children interviewed earn between 300 THB and 1000 THB which is more than the daily minimum wage in Thailand.

(Based on the minimum wage recommended by the ministry of Labor published in 2017, the minimum wage rate per day is established at 310 Baht) <sup>2</sup>

One case reported to earn more than 1000 THB (2000 THB on the day of the snapshot). The child was begging to cover the cost of education in a private school and also to support his family.

The child was wearing a student uniform and was found in a very commercial zone. They had written “please help me I need money for my education and help my mother sick” on a small piece of paper which might explain the reason why their begging income was significant.

## Education

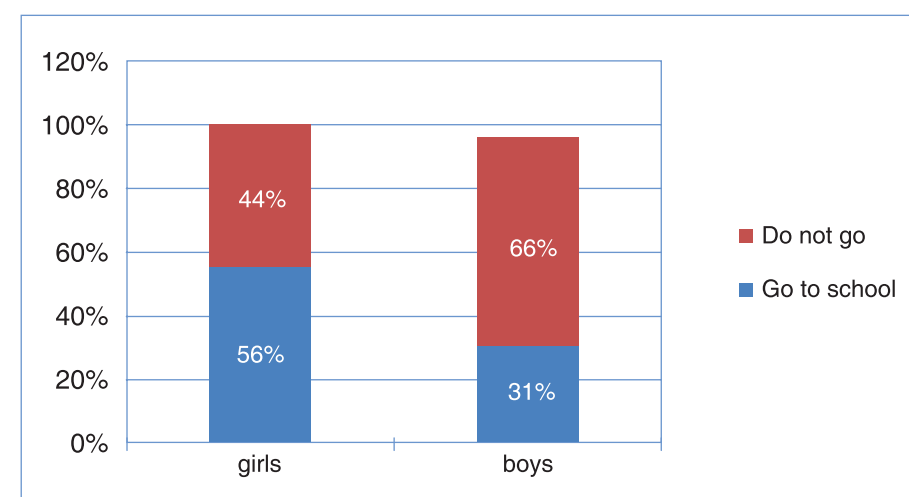


Figure 12: School attendance

For the Education topic, the team interviewed children above 6 years old, to target children of school age.

The results show that of the total of children above 6 years old (56 individuals) 45 were going to, or have been going to school, which represent 80% of the children.

The 20% remaining answers were reported as N/A by the enumerators.

2. [http://www.mol.go.th/en/employee/interesting\\_information/6319](http://www.mol.go.th/en/employee/interesting_information/6319)



70% of the children of school age were currently still going to school.

Only 25% of the 13 to 17 year-olds are attending school whereas 56 % of Children between 6 and 12 years old are attending school.

In general, girls are going to school more than boys: 56 % of girls of school age study at school whereas only 31% of boys.

However survey results reveal that only two girls attended secondary school which is low in comparison to boys, who numbered nine.

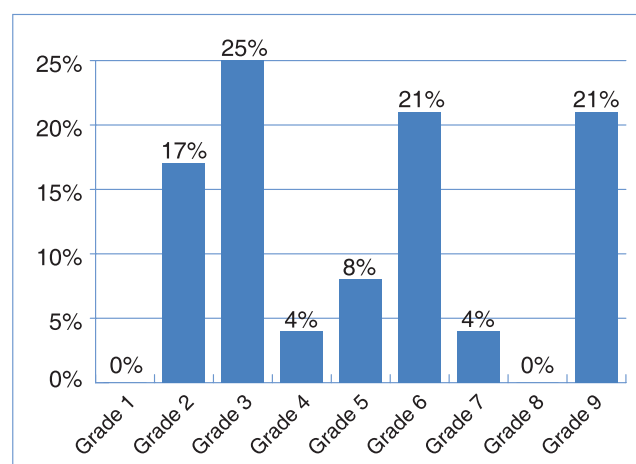


Figure 13: School drop out

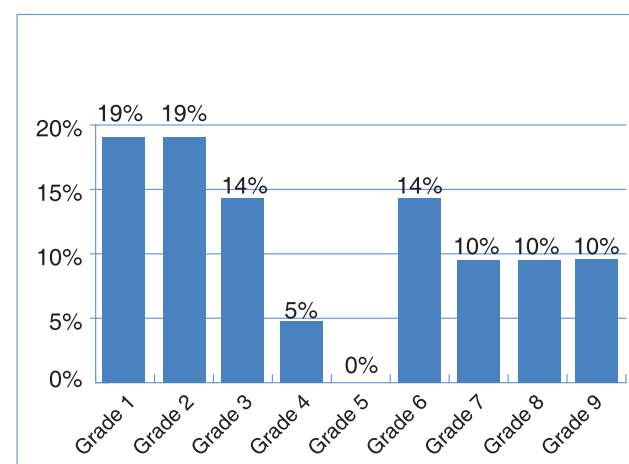


Figure 14: school attendance by grade

71% of the children who reported attending school were in primary education.

75% of drop outs occurred at primary school

Grade 3 appeared to be the critical grade, with 25% of drop outs.

This was followed by grades 6 and 9 with 21% of drop outs. This could be explained by the fact that Grade 6 is the last grade of Primary school and Grade 9 is the last grade of secondary education.

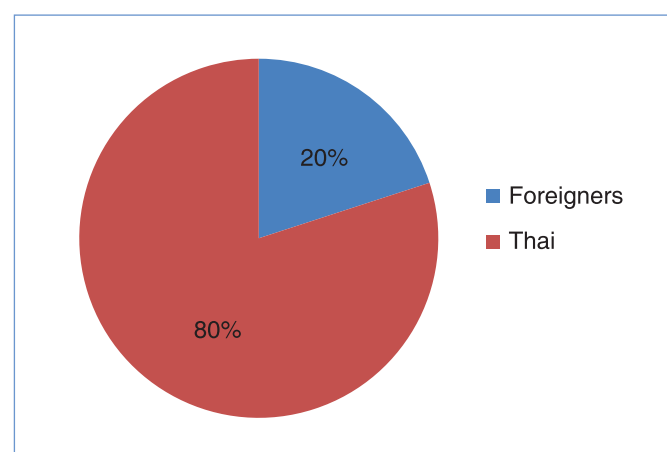


Figure 15: School attendance Thai national VS foreigners

Foreigners identified lower school attendance rates than Thais: The proportion of foreign children attending represented only 20% of the total children surveyed.

Also to be noted is that 30% of the Thai nationals between 0 and 5 years old are attending kindergarden.

## Reasons for being on the streets

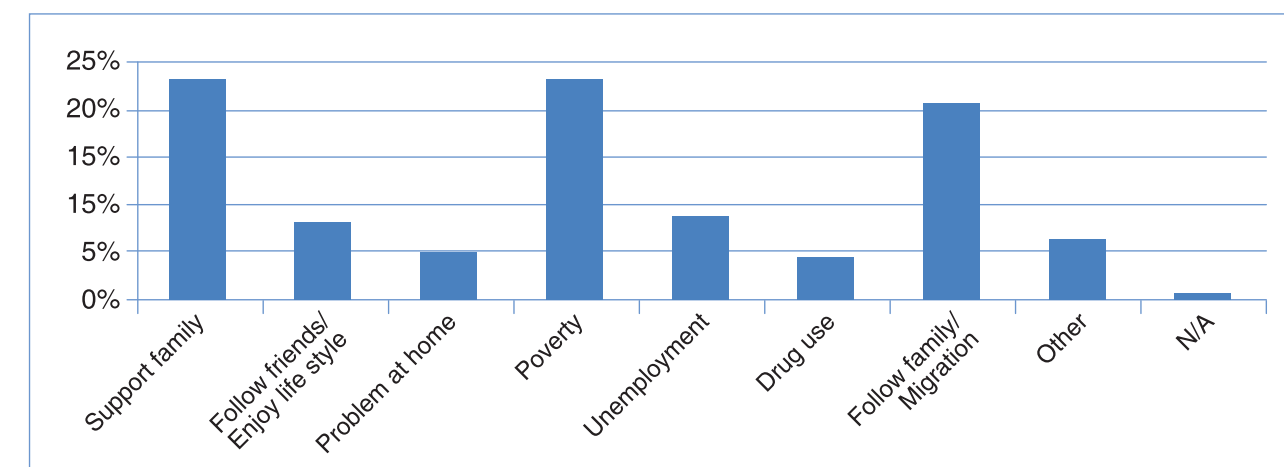


Figure 16: reasons expressed for being on the streets

The main two reasons reported for being on the streets were economic: to support family (22%) and poverty (22%).

“Follow family” was a reason mentioned by 21% of the children.

That being said, “follow family” was the main reason for Cambodians (68%) whereas for Thais it represents only 34%. For Thai nationals poverty was mentioned as the main reason (50%).

Cambodian children mentioned that they did not have anyone to take care of them at home so children had to follow their parents.

## Abuse

Abuse refers to maltreatment that can be physical, sexual, and psychological or neglect of a child. Abuse can be perpetrated either child to child or by adults to child/ren.

The team asked questions related to abuse directly (to children) or indirectly (to care takers) with 66 individuals.

The two questions asked on the topic of abuse were: *do you know anyone who suffers from abuse either now or in the past?* and *have you experienced abuse yourself either now or in the past?*

From the answers to these 2 questions, 36 % of the 66 children (24 individuals) have been exposed to, or have themselves been, victims of abuse.

- To the question *do you know someone who has been abused*, 26% children (17) answered yes.
- To the question *have you ever suffered from abuse yourself*, 27% children (18) also answered yes

Boys seem to be more exposed to abuse as no girls interviewed said they knew someone who suffered from abuse and only 5 girls said they suffered from abuse themselves, as against 13 boys. No girls reported to know someone suffering from abuse, as against 17 boys.

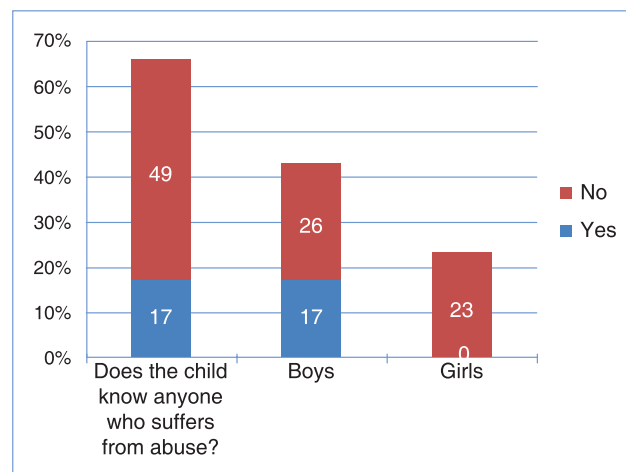


Figure 17: Number of cases reporting exposure to abuse

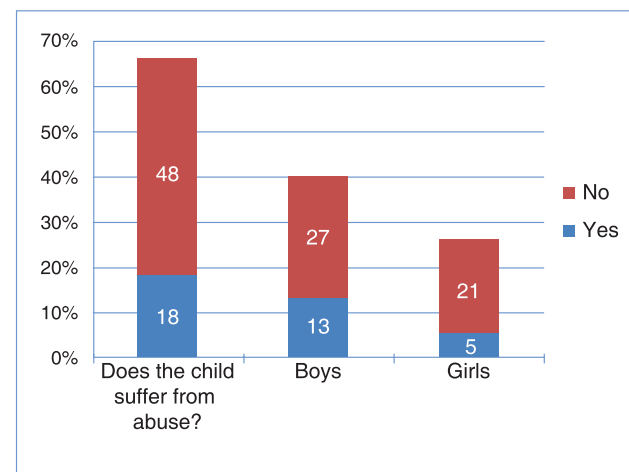


Figure 18: number of cases reporting direct abuse

## Note

During the snapshot the team witnessed physical abuse child to child and in one case a child hit by adults. Child abuse reports were filed on these. Cases of sexual harassment of children by drivers were also reported by a care taker.

## Needs

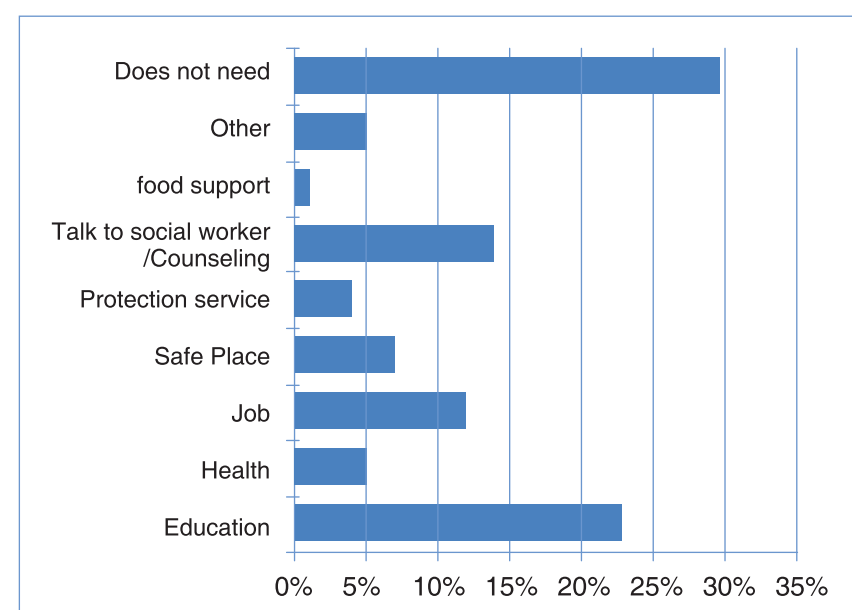


Figure 19: needs identified by children

In 30% of the answers given by children, they themselves said they did not need any support. Education appeared to be the first need (23% of responses) then talking to social workers (around 14% of responses).

Although a high rate of abuse was reported (36% as mentioned above), the needs expressed in terms of protection services was very low (4%).

Among the other needs reported two cases mentioned delivery of babies and one protection against the police.

## Knowledge of Available Services

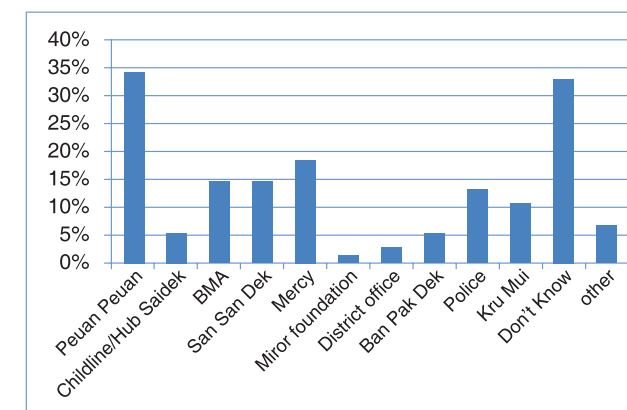


Figure 20: services known by children

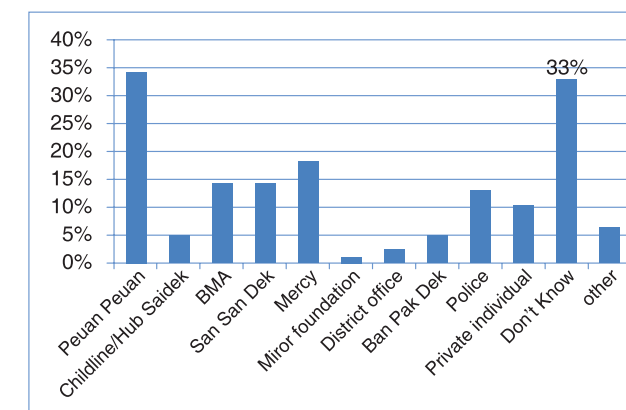


Figure 21: services children would call if they need support

Of the 76 participants who responded to the question *Do you know any services than can help you?* 25 said they didn't know any services (32%) and 51 respondents (67%) knew at least one service.

The proportion who did not know of anyone providing services is surprisingly high considering that children were contacted in areas where NGOs and Government are active in providing services.

Regarding the services known by children:

- 34% of the children knew about Peuan Peuan, 18% of children knew about Mercy. BMA and San San Dek were mentioned by 14% of the children interviewed.
- Police were mentioned as a service by 13% of the children and youth interviewed.
- Private individual 11% (exclusively by Cambodians). Private Individual appears to be a person who offers support to children (name not being mentioned for reasons of confidentiality)
- In Other: 1300, Paweena, Government shelter under DCY

To the question *what services would you call in case you need help*, we can see from the responses that several services mentioned previously by the respondents are not considered as services that could help in case of problems.

Peuan Peuan remains the main provider of services mentioned by children (34% of the answers). Children who mentioned "I do not know" was very high.

*I do not need* was expressed by 8% of respondents who specified that they can help themselves and do not need any external support.

## Note

Most of the interviewers were staff from Peuan Peuan wearing the NGO T-shirt with name and logo. This may have influenced the respondents to a degree.

## SERVICES PROVIDED DURING SNAPSHOT IN BANGKOK

### Services

A total of 192 services was provided to 73 individuals (one individual can benefit from several services). Activities reported as *Provision of information* refers to information about NGOs and Government services.



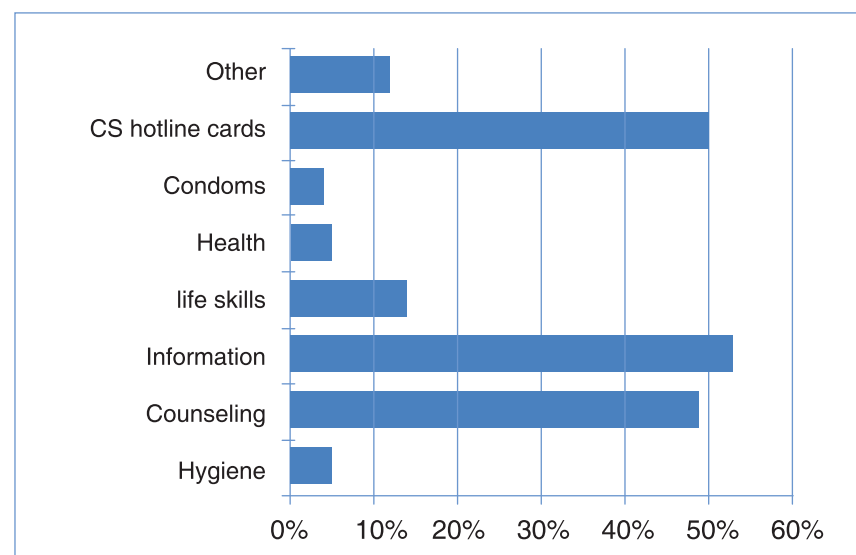


Figure 22: number and type of services provided by the team during the snapshot

## Cases opened

If staff identify that a child, youth or family will need some ongoing support (i.e. more than one or two visits) then a case management should be opened.

During the snapshot, the outreach team opened a total of 31 cases (which represented 41% of the total of individuals met during the snapshot) involving eight girls and 23 boys.

35 % of the cases opened were teenagers between 13 and 17 years old, 32% between 0 and 5 years old.

22% are between the ages 6 to 12 and 9 % over 18 years old

Important to note that seven cases already knew Peuan Peuan but 13 of the cases opened (41%) did not know of any NGO services before.

The three priorities identified among the cases opened were education (54% of the cases), talk to a social worker then support to access employment(26%).

## RECOMMENDATIONS

- Promote the work of ChildSafe (CS) agents among the target group in zones where there are CS agents
- Disseminate information about abuse and protection against abuse to the target group
- Continue to promote messages and campaigns related to the negative impact of giving to beggars, to both Thais and foreigners
- Focus the outreach work on Sukhumvit: 60% of the cases were unaware of services available on Sukhumvit It would make sense to increase outreach activities in the evening (after 5pm) where more children are on the streets
- Promote the importance of education of girls in secondary level among parents
- The government should ensure that the access to school is made available for foreign children
- Promote the education of boys among parents
- Collect more information about the individual involved in support of children and see how relevant is the service offer, support cases to become CS agent

## CONCLUSION OF BANGKOK SNAPSHOT SURVEY

The research has portrayed a demographic profile which highlights the trends and important issues impacting street child populations in Bangkok. Children are mostly with their parents and working with their parents.

The research has highlighted vulnerabilities and challenges that the street child population face such as: abuse, lack of access to education, lack of access to services in general and low knowledge of existing services. The majority of the children have been to school, but school drop out remains an issue.

Organisations and key stakeholders are encouraged to address the following three fundamental issues of - protection, access to education (in particular for foreign children) and child exploitation.



# ARANYAPRATHET SNAPSHOT SURVEY RESULTS

## OBSERVATIONS

The snapshot in Aranyaprathet focused on the Rong Kluea market. Many Cambodians children cross the border every day to earn money on the other side of the border.

The snapshot team interviewed children in the market when many of them were working.

## CHILDREN AND YOUTH PROFILE

In total 261 children and young adults participated in the survey, 61.7% (161 individuals) were boys and 37.9% (99 individuals) girls and 0.41% (1 child) was reported as “not sure”.

### Age and gender

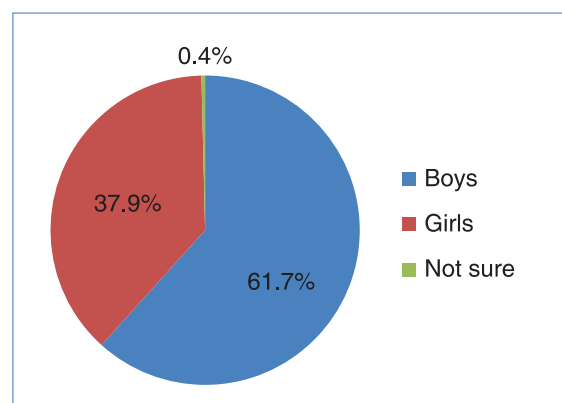


Figure 1: Gender

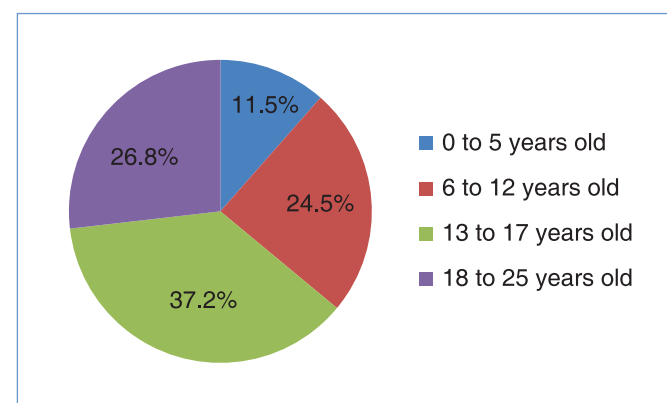


Figure 2: Age of children

Overall, the majority of children were boys (61.7%), girls represented almost 38% of the children met.

In term of age distribution, the majority of children were teenagers aged between 13 and 17 years old (37.2%).

Second were youth, aged between 18 and 25 years old (24.5%).

The category of children aged between 6 and 12 years old category represents a substantial group (24.5%) whereas children between 0 and 5 years old represented the smallest group 11.5%) of the total met.

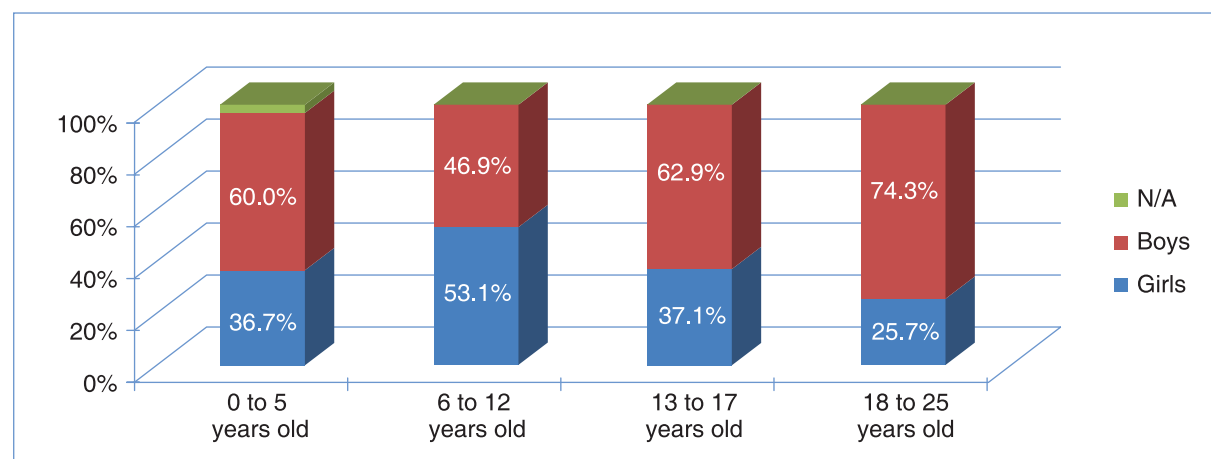


Figure 3: Age VS gender

Among the teenagers and young adult categories boys are much more present in the market: almost 63% of the children between 13 and 17 years old and 75% of the 18 to 15 years old category were boys.

### Origin & Migration

100% of the children met were Cambodians.

Children came in majority from Banteay Meanchey Province - 41 % (107 children) which can be logically explained as Banteay Meanchey shares a border with Thailand.

However 58.1% of the children interviewed came from other provinces.

Among provinces of origin mentioned, many are quite far from Poipet and are not close to the border : Kompong Thom (13.4% of the children) Kampong Cham (10.3%) Prey Veng (8.4%). This could confirm that Poipet still attracts a significant number of unemployed and unskilled Cambodian workers.

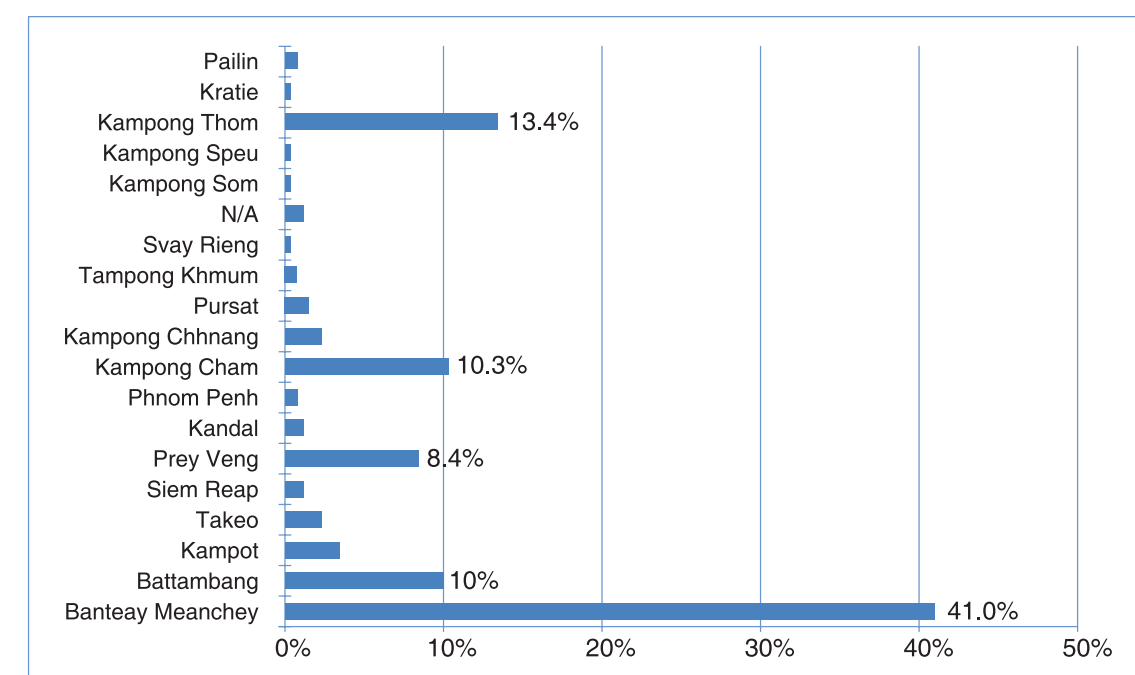


Figure 4: Provinces of origin of children

### Activities & Income

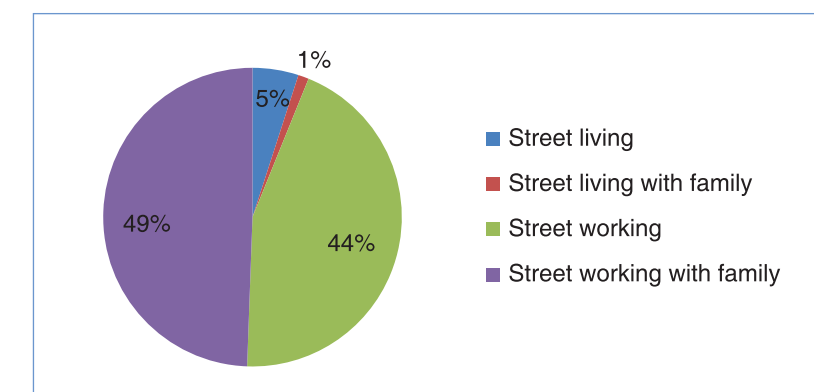


Figure 5: Categories of children



The survey reveals that the market is a place where children come mainly to work as 93% of the children interviewed reported working.

- “Children working with their family” represented the larger group comprising 49% of the children met during the snapshot
- “Street working” was the second group with 44% of the children
- “Street living” came third with 5% of the children met
- “Street living with family” last with 1% of the children

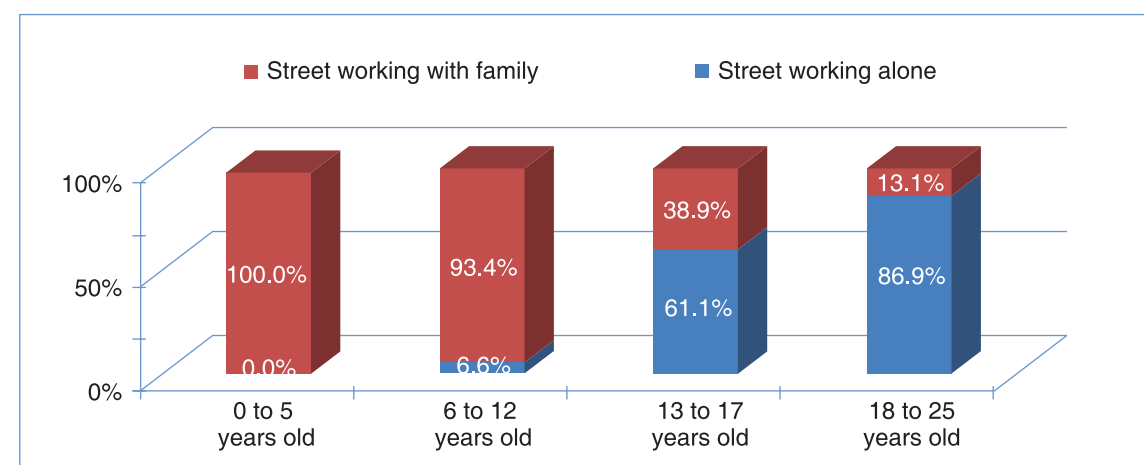


Figure 6: Age VS category of children

Children start to work alone from the age of 13 years old; this constituted 61.1 % of the children between 13 and 17 years who were working alone and almost 87% of those between 18 and 25 years old.

The team identified five main types of work undertaken by children. The most common work is “working in a shop”, comprising 49.2% of the answers reported. Then ‘cart puller’ (14.8%), begging (14.5%) scavenging (13.7%) and seller (7%).

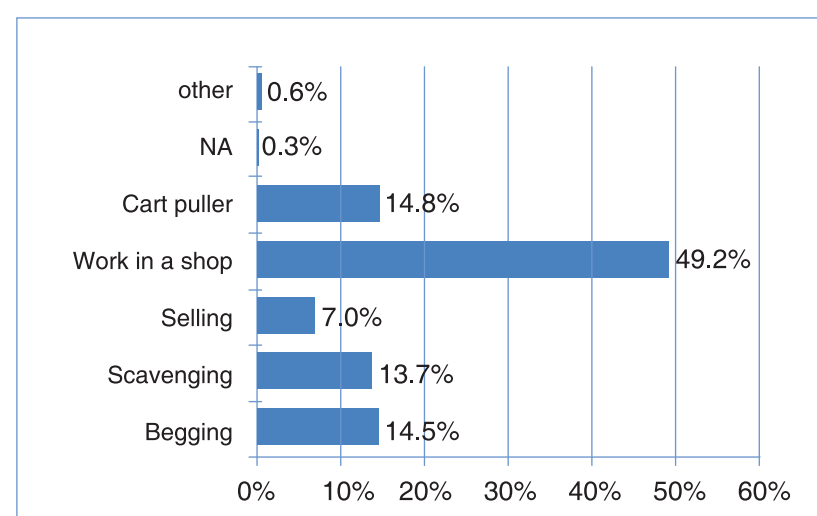


Figure 7: Types of Jobs of children

“Shops” refers to covered market block places generally not bigger than 16 sq meters where owners store their goods and sell them.

Besides selling and storing, some shops are used for other activities such as: cleaning, repairing etc.

There are different kinds of shops where children work:

Hygiene, in particular relating to fish and scaling shops and safety, due to hazardous products in shoe shops, were reported as concerns by the team.

7% of the children were identified as sellers.

“Selling” refers to mobile sellers or street sellers. This activity is sometimes combined with one or two other activities such as begging or scavenging.

Selling is an activity undertaken by girls in the majority, only 17.4% of boys are sellers.

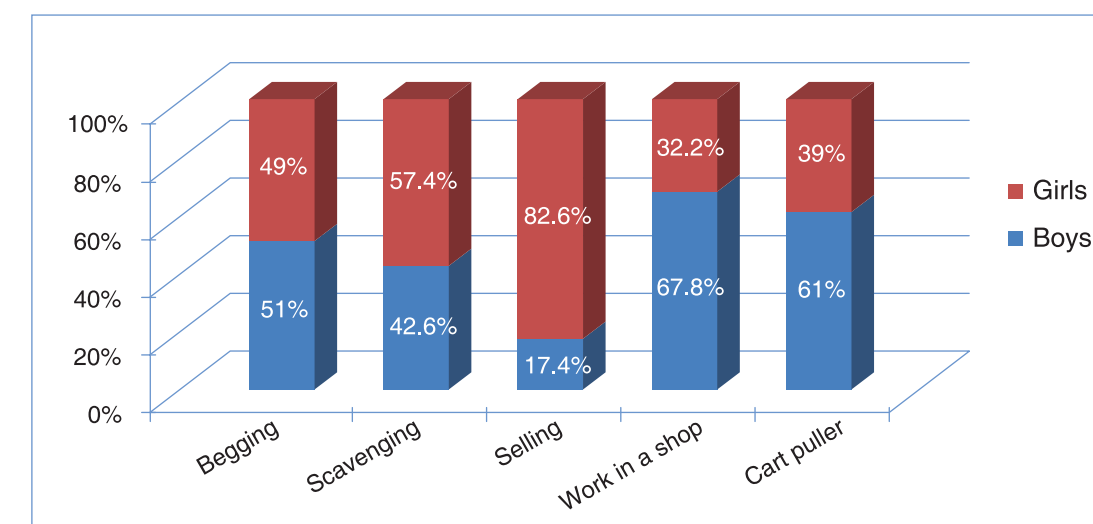


Figure 8: Jobs VS gender

Regarding jobs and gender, there are more girls than boys among the children between 6 and 12 years old.

But this has no significant effect on school attendance as out of 25 girls between the ages of 6 and 12 years old who are working, 22 were attending school (88%).

However for the boys in the same range, only 42% were attending school.

The majority of the beggars (51%) scavengers (51%) and sellers (44%) were children between 6 and 12 years old. The children in this age category are “self-employed” and work with one of their family members.

Begging, scavenging and selling do not require specific qualifications, employers and/or authorization.

Regarding the age of children: The majority of children working in shops are between 13 and 17 years old (49%), followed by young adults of between 18 and 25 years old (17.5%).

‘Cart puller’ work is split almost equally between the 4 age categories. Children less than 18 years old identified as ‘cart pullers’ were working with their parents in 88% of cases.

Almost 12 % of the children between 6 and 12 years old were working in shops. This represents 13 children. All of them except two cases were working with their family and only four of them were going to school.

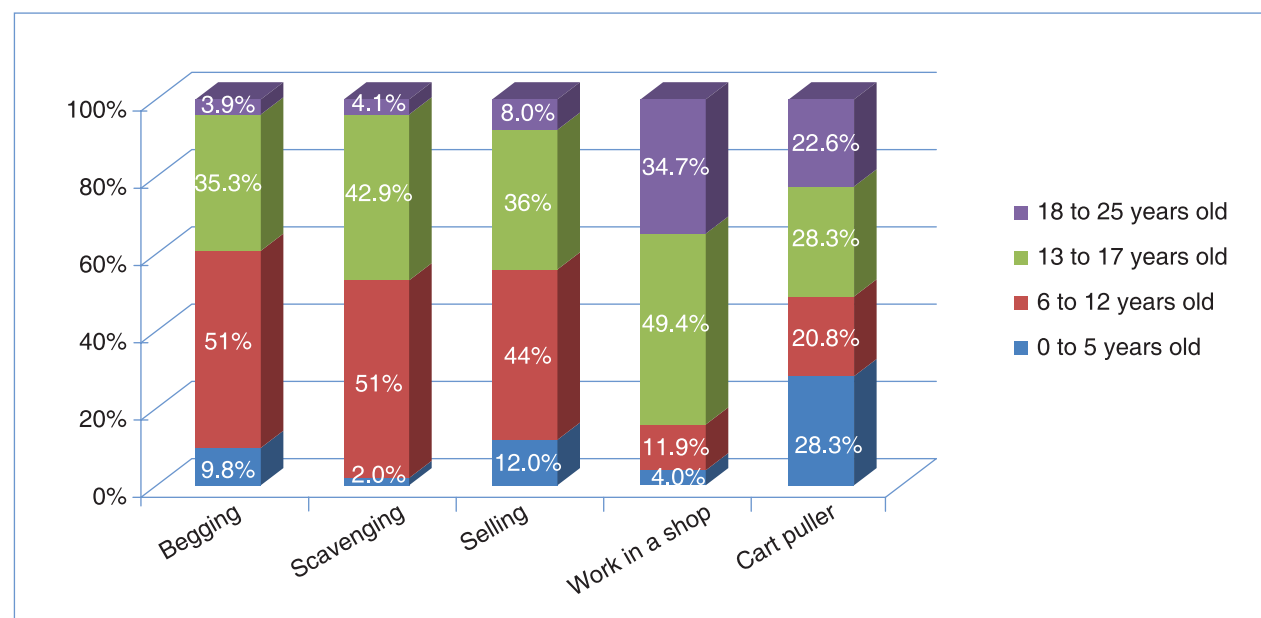


Figure 9: Jobs VS Age

The income of children in working in the market is very low: 75.1% earn less than 300 THB/day, with 20.3%, earning between 301 and 500 THB/day.

Among the different jobs undertaken, working in shops seems to remunerate better: 75% of the children who earned between 301 and 500 THB were working in shops, followed by and 'cart pullers', of whom 18% reported earning between 301 and 500 THB/day.

However 57% of the children working in shops earned less than 300 THB/day, with 29% receiving between 301 and 500 THB. (The 14% remaining reported N/A)

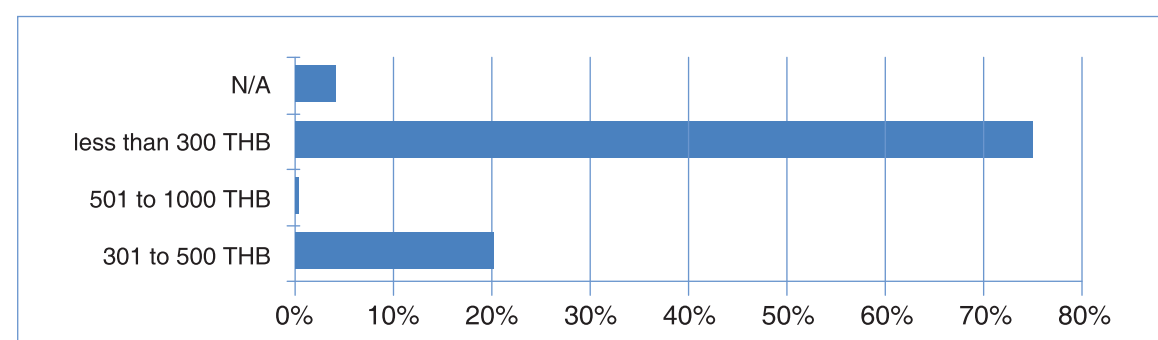


Figure 10: Income of children

## Education

96% of the children interviewed said they have been to school or are still attending school, 4% (seven individuals) reported that they never attended school, five of those were still of school age. However, only 29% of children of school age are currently going to school.

Of the 97 children between 13 and 17 years old surveyed, only 14 were regularly attending school, which represents only 15% of school attendance among this age category

We can easily conclude that school dropout is the main issue; children attend school for a few years and then drop out.

School dropouts also occur after grade 6 which coincides with the age when children start working alone: 13 years old, as mentioned above.

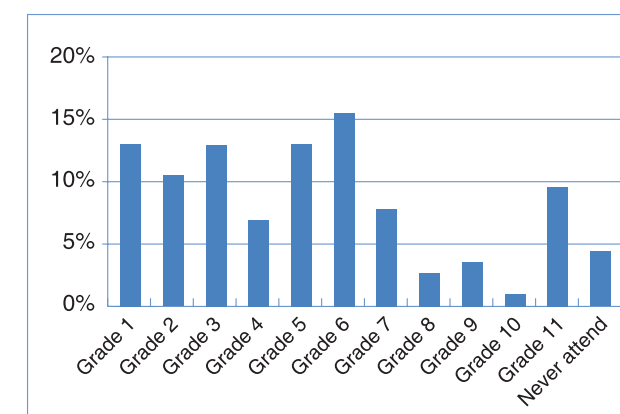


Figure 11: School drop out

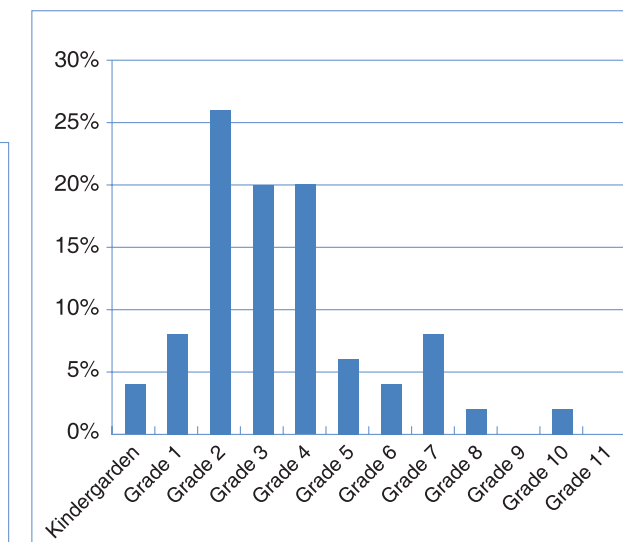


Figure 12: school attendance per grade

Girls are going to school more than boys. In reply to the question are you going to school, girls answered yes in 60.4% of the cases and boys 39.6 %. This is a little surprising as usually the rate of girls' attendance at national level is lower.

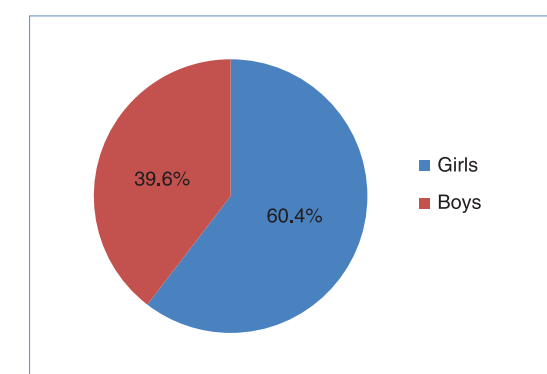


Figure 13: Gender VS school attendance

## Reasons for being in the market

The main reasons expressed for being in Rong Kluea market were Poverty (36%), Support family (28%), Follow family (27%), and Unemployment (6%).

The market offers many work opportunities of work for the poor particularly in jobs requiring low skills.

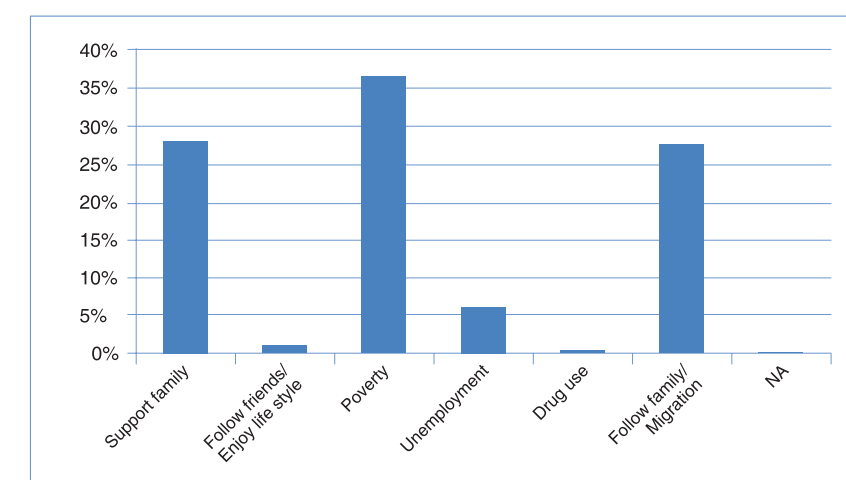


Figure 14: Reasons for being on the streets



## Needs

Education appeared to be the first need expressed (38% of the responses). 30.5% responded that they did not need any support

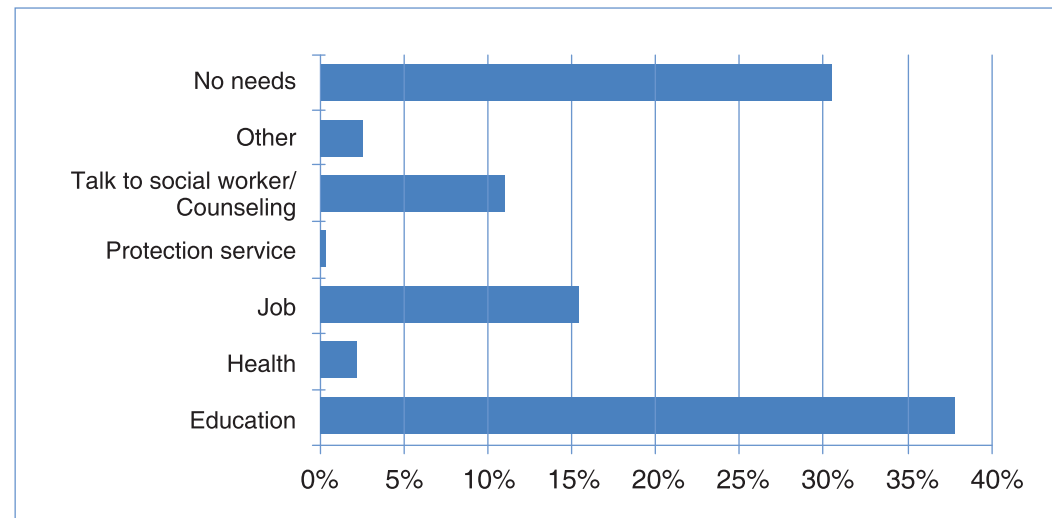


Figure 15: needs expressed by children

## Knowledge of Available Services

78% of the respondents knew of at least one service and 22% did not know any service at all. Peuan Peuan (almost 50%) and Damnok Toek (20%) are the organizations the most known among the target group.

ChildSafe agents are known by less than 4 % and are not mentioned as services children would call in case they need support.

6 % of the children interviewed reported employer/shop owner as a service that they would call in case they need help which came even before family and relatives (3.1%). This would indicate a certain level of trust by a few children in their employer.

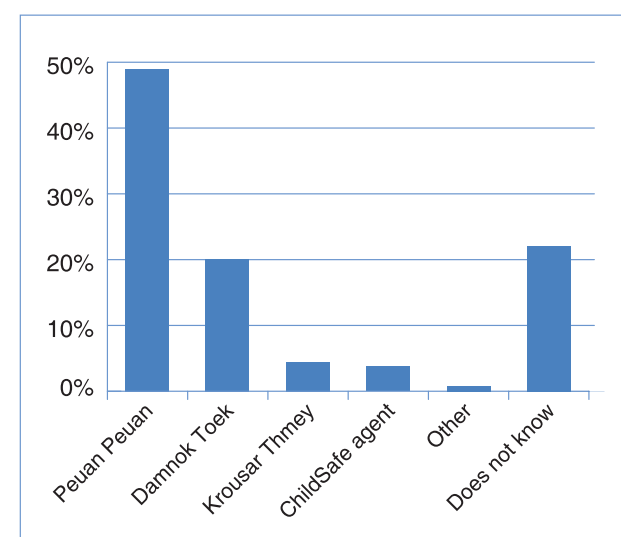


Figure 16: services known by children

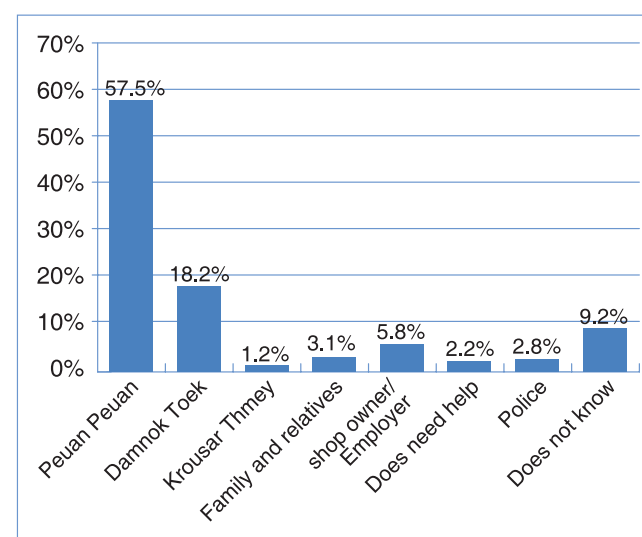


Figure 17: services children would call if they need support

The snapshot team noticed that there was disparity in the level of knowledge displayed by children depending on the areas of the market surveyed: for example, none of the children met

at the shoe market knew services and very little knew services at Rattanam market.

In the fish market out of 35 children, 27 knew at least one service and in the vegetable market out of 47 children, 35 knew at least one service. This could be explained by the fact that Peuan Peuan concentrates its outreach activities in those two areas.

The team might need to rethink their outreach mapping in order to reach more children in new areas.

There is a strong disparity of knowledge among the age categories, teenagers between 13 and 17 years old being less informed with 46% of them knowing at least one service. On the other hand, children between 0 and 5 (usually their care takers as the children were too young to answer) were 98.7% aware, and children between 6 and 12 years old were 88.3% aware of at least one service.

## SERVICES PROVIDED DURING SNAPSHOT

### Services

A total of 724 services were provided to 261 individuals (one individual can benefit from several services). Activities reported as *Provision of information* refers to information about NGOs and Government services.

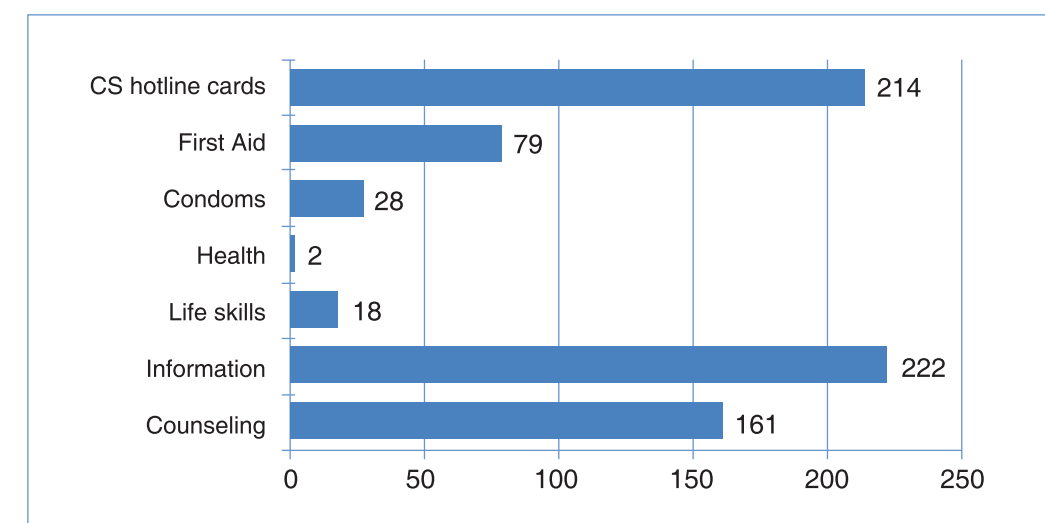


Figure 18: number and type of services provided by the team during the snapshot

First aid refers to cleaning small wounds especially cuts and scratches that children get during work. The provision of information is quite high (222) and targeted the children who did not know services at all.

The 161 counseling activities refer to discussion and exchanges with children and their care takers.

### Cases opened

During the snapshot, the outreach team opened a total of 8 cases.

It is a small number of cases opened as the partners who did outreach needed more information in order to decide whether to open a case or not. As the children were working, time was also limited. Among the 8 cases opened, 7 were specific to girls relating to financial difficulties and education.

## CONCLUSION OF ARANYAPRATHET SNAPSHOT SURVEY

The snapshot in Rong Kluea revealed that the market attracts Cambodian children exclusively. A very high number of them are coming there to work (93% of children interviewed).

Children usually work alone from the age of 13. Under this age, children accompany and/or work together with their family.

Children do different kinds of jobs: They can be self-employed, like scavengers, sellers or beggars, or employed in shops.

Shops in the market offer a lot of opportunities and a majority of the children interviewed work in those (almost 50% of the children).

The question of how much this can be defined as child labor is difficult to confirm, as the snapshot survey did not collect the exact age of children but rather age ranges.

However, there are some facts which raise serious concerns, especially regarding teenagers between 13 and 17 years old. The majority of workers in the shops are children between 13 to 17 years old which means still within the age of attending school. We also notice from the data collected that school attendance for teenagers between 13 and 17 years of age is particularly low. The teenage category does seem to be most vulnerable with a low level of awareness of services/NGO's operating in the area, a high rate of school dropout, and employed in risky and low paid jobs with limited options for their future.

## RECOMMENDATIONS

- Service providers and in particular Peuan Peuan to extend outreach in Rong Kluea market to new zones especially those - identified in this report where services are unknown by children.
- Better understanding if there is a situation of child labor and/or exploitation at the market by getting more information about the specific age of children being employed, in particular those in shops.
- Service providers to bring their attention on teenagers employed in shops to better understand their issues/needs
- Government to inform/advocate to shop owners about legal age of work, safety/hygiene
- Peuan Peuan and other NGOS working on education to promote the importance of education at family level to reduce school dropout and push back the age of drop out
- Peuan Peuan and other NGOS working on youth employment to Explore possibility of developing apprenticeships in Rong Kluea market together with shop owners
- Specialize CS agents present in the market area on issues of child labor and in particular in the identification of child exploitation
- Promote the CS agents as a resource among children
- Explore and support existing good practice in shops and support shops to implement ChildSafe practices linked to eventual ChildSafe certification