



Annual Financial Report 2021

Friends Alliance

Friends-International (France, Cambodia, Laos, Thailand)

Mith Samlanh (Cambodia)

Yayasan Teman Baik (Indonesia)

Tha Ngae Chin Myar (Myanmar)

Friends-International Suisse



Table of Contents

	SECTION	PAGE
1	Acronyms	3
2	Organisation Information	4
3	Significant Accounting Policies	5
4	A Message from Us	6
5	2021 Visual Snapshot	7
6	Top 10 Donors	9
8	Consolidated Financial Statements 2021	10
9	Friends Alliance Financials 2021	
	FI Headquarters & Friends Phnom Penh	13
	Mith Samlanh (Phnom Penh)	19
	Friends-International Siem Reap	25
	Friends-International Laos	31
	Friends-International Thailand	37
	Yayasan Teman Baik (Indonesia)	43
	Tha Ngae Chin Myar (Myanmar)	48
	Friends-International Suisse	52
10	2022 Aspirational Budget	55

Acronyms

3PC	Partnership Program for the Protection of Children
CS	ChildSafe
CSA	ChildSafe Alliance
CSE	ChildSafe Experience
CSM	ChildSafe Movement
CWAFF	CW Asia Fund Foundation
DIC	Drop-in-Centre
ECPAT	End Child Prostitution and Trafficking
EU	European Union
F3	Friends Futures Factory
FI	Friends-International
G2A	Give2Asia
GFATM	Global Fund Fight Against Aids, Tuberculosis & Malaria
HQ	Headquarters
IEC	Information, Education, Communication (Materials)
MEL	Monitoring, Evaluation & Learning
MS	Mith Samlanh
NCHADs	National Centre for HIV/AIDs, Dermatology, and Sexually Transmitted Diseases
NGO	Non-Governmental Organisation
PPE	Personal Protective Equipment
UNICEF	United Nations Children's Fund
UNODC	United Nations Office on Drugs and Crime
VT	Vocational Training
WFH	Work(ing) from home

Organisation Information (at 31 Dec 2021)

Boards of Directors

Friends-International	Mith Samlanh	Yayasan Teman Baik	Friends-International Suisse	Tha Ngae Chin Myar
Len Coster <i>Chairperson</i>	Reth Vuthy <i>Chairperson</i>	Len Coster <i>Chairperson</i>	Dr. Philip D. Jaffé <i>Chairperson</i>	Daw Su Su <i>Executive Director</i>
Vivian Gee <i>Secretary</i>	Chenda Sophea Chhun <i>Member</i>	Vivian Gee <i>Secretary</i>	Tomás Navarro <i>Blakemore. Secretary</i>	Daw Kay Thew Than <i>Program Advisor</i>
Tamo Wagener <i>Member</i>	Len Coster <i>Member</i>	Tamo Wagener <i>Member</i>	Pascal Dubey <i>Treasurer</i>	Daw Khin Hnit Thit Oo <i>Program Director</i>
Lucille Belleville <i>Member</i>	Tith Davy <i>Member</i>		Yasmina Wakim <i>Member</i>	U Phyo Min Thant <i>Operation</i>
	Sebastien Marot <i>Non-Voting</i>		Sebastien Marot <i>Member</i>	Daw War War Swe <i>Finance</i>
	Map Somaya <i>Non-Voting</i>			

Executive Director of Friends-International / Founder of Friends

Sebastien Marot

Management

Coordinators

Mr. Sebastien Le Mouellic – Saving Lives, Deputy Director
 Ms. Ampor Sam-Oeun – Building Futures, Deputy Director
 Ms. Iona Bergius- Partnerships
 Ms. Marie Duong – ChildSafe Alliance
 Mr. Marko Ivkovic - Human Resources
 Ms. Kanchan Kapoor – Finance
 Ms. Lucy Merchant – Monitoring, Evaluation & Learning
 Mr. Vuthy Reth – Safe Migration
 Mr. James Sutherland - Communications
 Mr. Khemreth Vann - ChildSafe Citizens and Agents
 Ms. Phalla Von – Internal Controls & Compliance

Country Program Directors

Ms. Thin Thin Aung– Tha Ngae Chin Myar, Myanmar
 Mr. Dechorith Chen - Friends Phnom Penh, Cambodia
 Ms. Somaya Map– Mith Samlanh Phnom Penh, Cambodia
 Ms. Ketsone Philaphandet – FI Laos
 Ms. Orawan Saowapat – FI Thailand
 Ms. Valérie Sfeir – FI Suisse
 Mr. Maneth Tho – FI Siem Reap, Cambodia
 Mr. Ari Widodo – Yayasan Teman Baik, Indonesia

Auditors

KPMG Cambodia Ltd • PricewaterhouseCoopers (Laos) Sole Company Ltd • BFA Office Company Ltd (Thailand) • Mazars Indonesia • The Right Partner Consulting Group Co. Ltd (Myanmar) • Fidurev SA (Switzerland)

Registered Offices

FI Legal Headquarters: 29 Rue Vaneau 75007, Paris, France

FI Operational Headquarters: #89B, Street 103, PO Box 597, Phnom Penh, Cambodia

Mith Samlanh: #215, Street 13, Phnom Penh, Phnom Penh, Cambodia

FI Siem Reap: House #1188, Group 3, Salakanseng village, (Top Town Road), Siem Reap, Cambodia

FI Laos: Phainam Road, P.O. Box 10688, Vientiane Capital, Lao PDR

FI Thailand: 448 Soi Saen Sabai 8, Phra Khanong, Khlong Toei, Bangkok 10110, Thailand

Yayasan Teman Baik: Jl. Tebet Timur I No.4, Kelurahan Tebet Timur, DKI Jakarta - Indonesia

FI Suisse : Rue Gourgas 3, 1205 Genève, Switzerland

Tha Ngae Chin Myar: No.141, 1st floor, Seikkantha Street, Kyauktada Township, Yangon, Myanmar

Legal Registrations¹

Friends-International: Prefecture de Police, Paris, France. 19 July 1995. N° W751121526

Mith Samlanh: Ministry of Interior, Cambodia. 11 February 2002. N° 172

Yayasan Teman Baik: Ministry of Justice and Human Rights of Indonesia. 26 March 2013. N° AHU-5596.01.04

FI Suisse: Registre du commerce de Genève. 17 June 2009

Tha Ngae Chin Myar: Ministry of Home Affairs. 27 Dec 2019. N° 1 / Internal / 1024

¹ The listed Friends Alliance programs are independent legal entities, founded by Friends-International, and formally affiliated under the Friends Alliance partnership.

Significant Accounting Policies

Friends adopts the following accounting policies in the preparation of its financial statements.

Basis of Preparation

The financial statements are expressed in the presentational currency - US\$ and are prepared in accordance with a modified cash basis of accounting. Under this basis of accounting, income is recognized when funds are received rather than when they are 'earned' and expenditure is recognized when payments are made rather than when they are incurred, with the exception of FI Suisse and except for the following treatments elsewhere:

- Advances are initially recognized as a current asset in the Statement of Financial Position, until liquidation with supporting documents, at which point they are recognized as expenses in the Income Statement.
- Deposits to suppliers, loans to staff and other advances are recorded as Accounts Receivables in the Statement of Financial Position until these balances are settled.
- Salary tax payable withheld from staff salaries are recorded as Income Tax Payable in the Statement of Financial Position until payments have been made to relevant tax authorities.
- The costs of fixed assets are charged to expenses upon acquisition. For control and management purposes, a fixed asset register is maintained.

Foreign Currency Translation

Friends executes transactions primarily in the local currency of each program office. Functional currencies are as follows:

COUNTRY	CURRENCY
Cambodia	US\$
Laos	LAK (Lao Kip)
Thailand	TH฿ (Thai Baht)
Indonesia	IDR (Indonesian Rupiah)
Myanmar	MMK (Myanmar Kyat)
Switzerland	CHF (Swiss Francs)

In 2021 each program office maintained its records in their primary currency. Transactions in currencies other than the primary currency are converted into the primary currency at the rate of exchange prevailing on the transaction dates. Exchange differences are recognized in the Income Statement.

Consolidation

The consolidated financial statements of the Friends Alliance group are prepared by the FI Headquarters and are unaudited. All intra-group balances, transactions, income and expenses are eliminated in full.

A Message from Us

The second year into the pandemic has been one of overcoming paradoxical challenges. Maintaining proximity to our beneficiaries while social distancing. Amplifying our crucial and life-saving outreach efforts while in lockdowns and curfews. Preserving children's education when schools and education centres shut down. Retaining students in vocational training while training centres are closed "until further notice". Providing sustenance, hope and food security to families that have fundamentally lost their self-sustainability in its entirety.

77,886
beneficiaries served

\$60.48
cost per beneficiary

Friends' #everydayheroes did not shy away from the daunting responsibilities that lay ahead. With adaptability, determination and courage, Friends persevered reaching 77,886 individuals across 9 cities; with each location presenting its own unique challenges both COVID and non-COVID related. How did we do it? Soup kitchens, meal preparation and distribution, emergency food and material package deliveries to families, education hotlines, homework distributions, online vocational trainings, mobilisation of our trained and dedicated ChildSafe Agents, and the list goes on.

155,624
meals distributed

Predictably, our vocational training business income plummeted to a mere \$243K (↓91% since the pre-pandemic era), resulting in a severe decrease in our financial sustainability, down to 4% compared to 39% in 2019. We were tremendously fortunate to acquire \$7m from multiple institutional and private donors (↑49% since 2019). We are grateful to all our funders for their commitment, encouragement and understanding of these testing circumstances and our moving targets.

\$2.4M
sales revenue
foregone since
2019

4%
financial
sustainability

Our vocational training business costs also plunged to only \$131K (↓87% since 2019). Our largest cost increase in absolute value was sub-grants to our ChildSafe Alliance partners (↑146% since 2019). Multiple sub-grants were provided to a total of 23 partners in Cambodia, the Philippines, Malaysia and Jordan. Our UNICEF-funded 3PC network saw 3 additional implementing partners, and we further supported 6 new Cambodian partners' efforts in emergency response. Unsurprisingly, our own emergency family support costs skyrocketed by \$242K / 187% from 2020. This is a 1157% / \$350K increase from 2019. Likewise, meal provisions went up by 151% / \$166K from 2020, attributable to the emergency meal distributions in Phnom Penh, Myanmar and Laos. Employment support more than doubled from 2020, however, 66% of that spending was in the latter part of 2021, when lockdowns started easing. Similarly, 75% of school reintegration support was also in the last quarter of 2021 when schools finally re-opened, and we saw our costs increase by \$29K / 64% from 2020, in line with our increase in children reintegrated to public schools.

\$875K
partner sub-grants

\$372K
emergency family
support

\$187K
direct VT &
employment

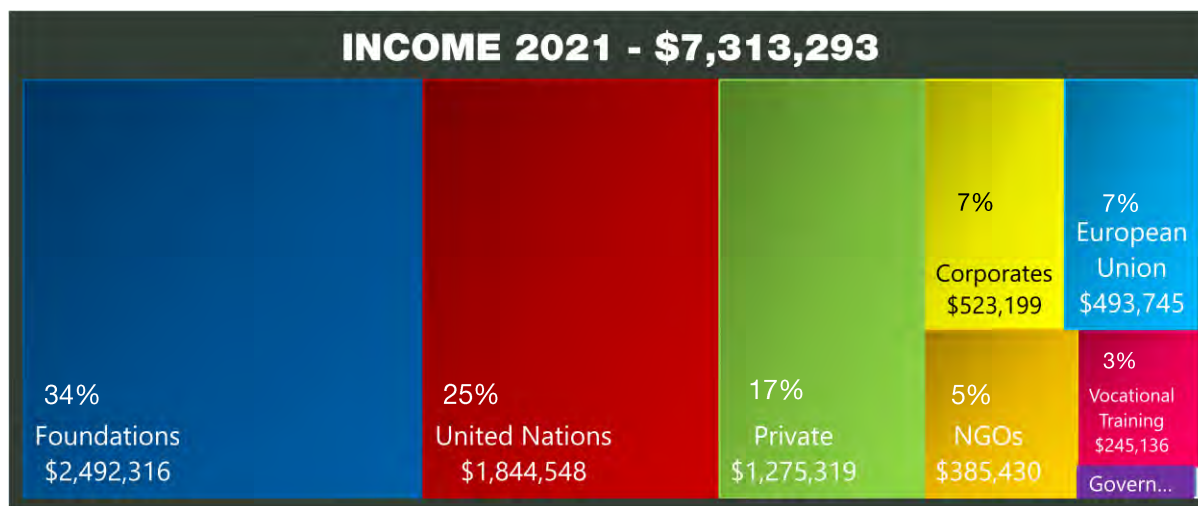
Overall, we've seen a radical shift in our entire income portfolio, and our expense composition. Saving Lives has required an increasing injection of funds for prevention and emergency response. And consequently, an even bigger investment in Building Futures is necessary to re-build and secure disrupted livelihoods, especially due to the loss of our self-generated income.

Considering these intensified needs for the immediate and long-term sustainability of our beneficiaries, we anticipate team growth in all sectors: outreach, education, vocational training, and employment. As borders in the region start to unlock, and we re-learn normality, Friends endeavours to continue saving lives and building futures with an aspirational budget of \$8.5m for 2022.

2021 Visual Snapshot

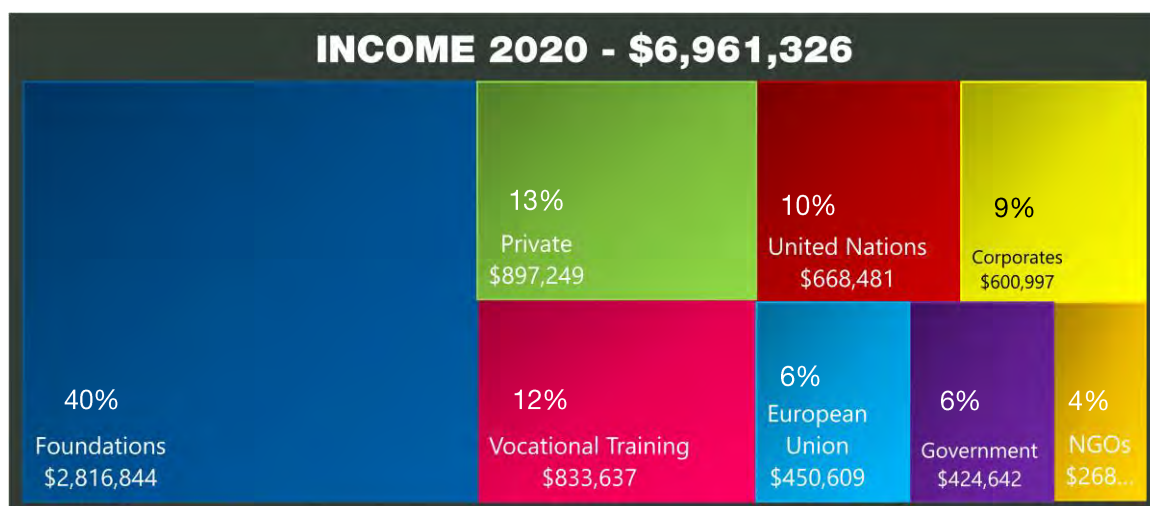
	2021		2020
Number of Staff (31 Dec)	347	↗ 5%	332
Total Income (US\$)	\$7,313,293	↗ 5%	\$6,961,326
Total Expenses (US\$)	\$5,598,318	↗ 7%	\$5,244,337
Administration Costs	8%	↗ 1%	7%

INCOME 2021 - \$7,313,293



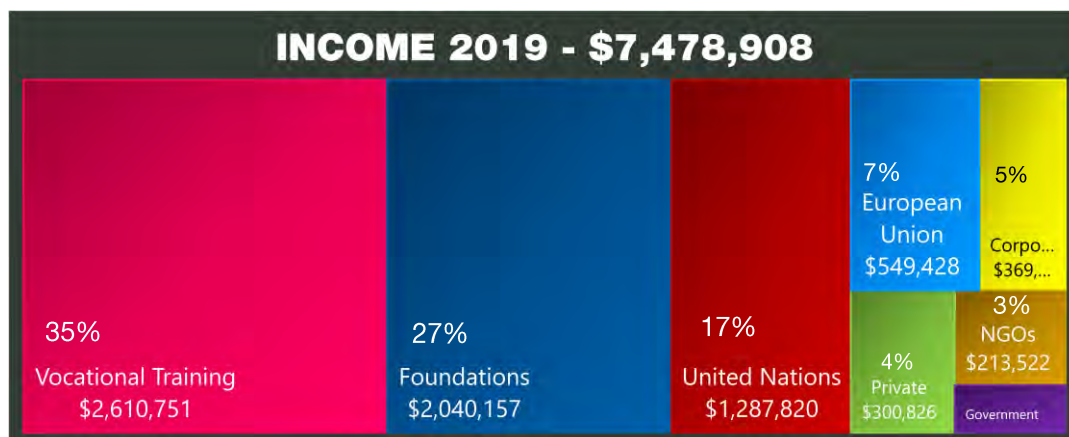
SINCE 2019
VOCATIONAL TRAINING INCOME
↓ **91%**

INCOME 2020 - \$6,961,326



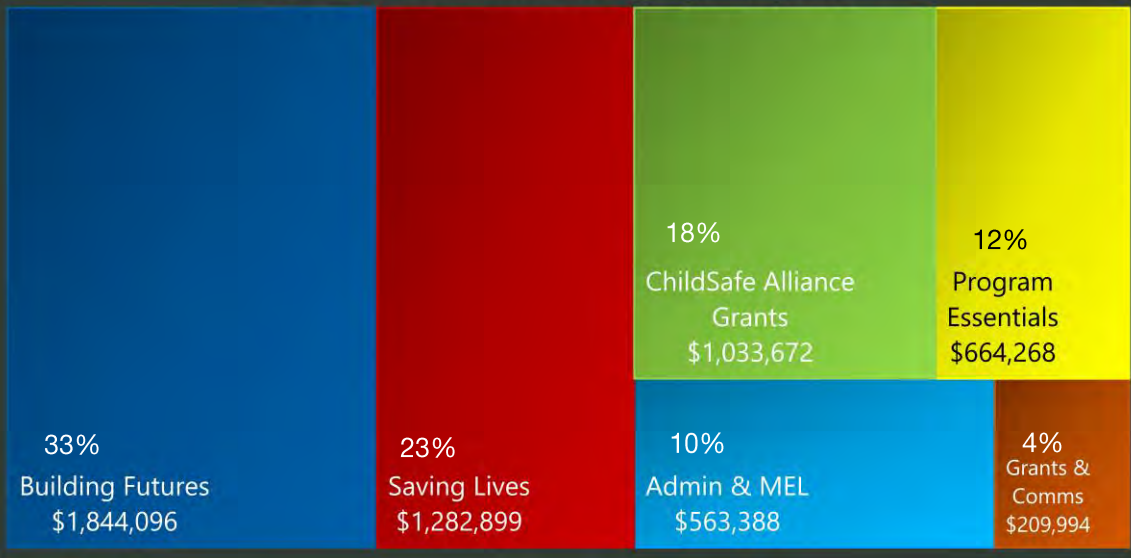
SINCE 2019
PRIVATE DONOR INCOME
↑ **324%**

INCOME 2019 - \$7,478,908



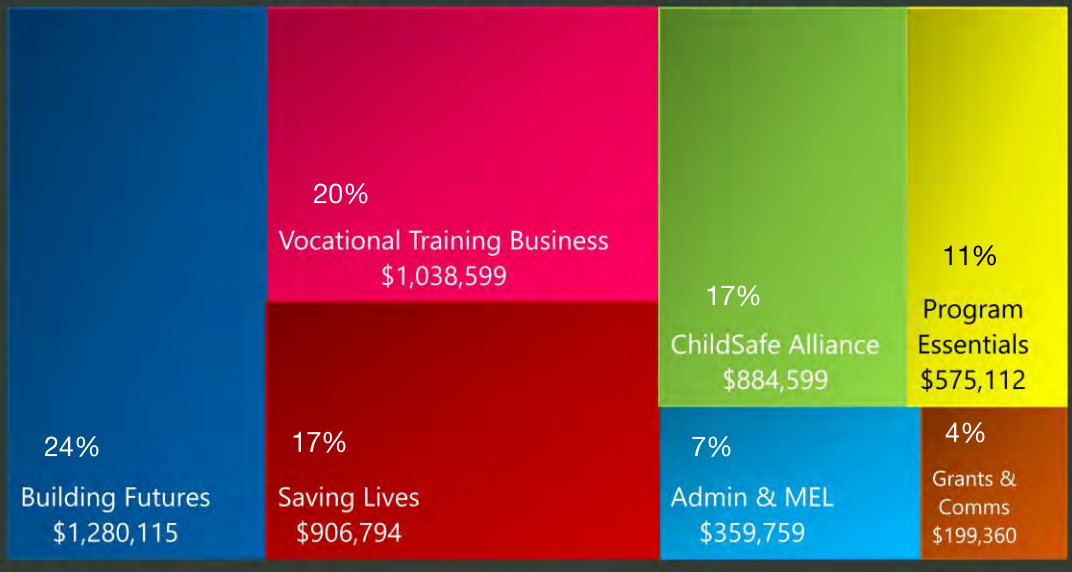
SINCE 2019
UN, EU, FOUNDATION, NGO, CORPORATE & GOVERNMENT INCOME
↑ **30%**

EXPENSES 2021 - \$5,598,318



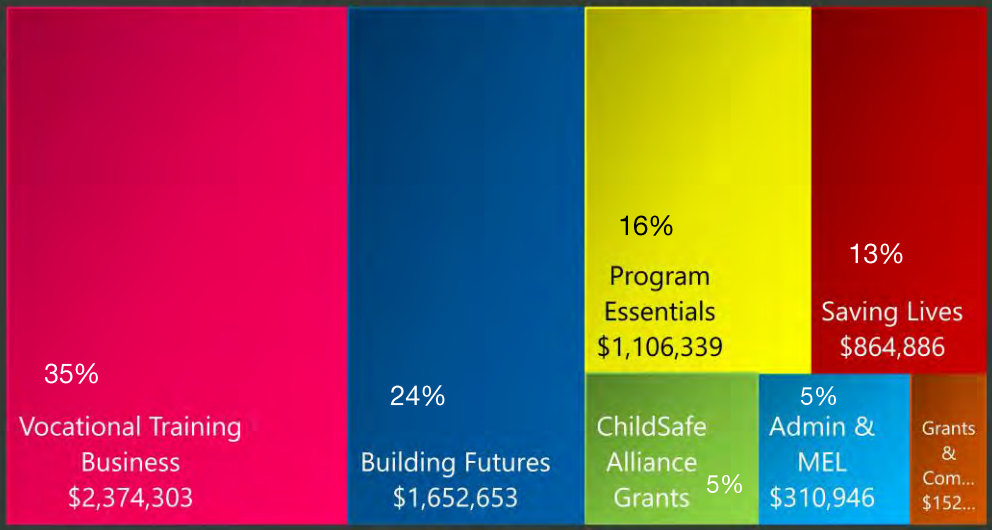
SINCE 2019
 VOCATIONAL TRAINING BUSINESS
 ↓ **100%**

EXPENSES 2020 - \$5,244,337



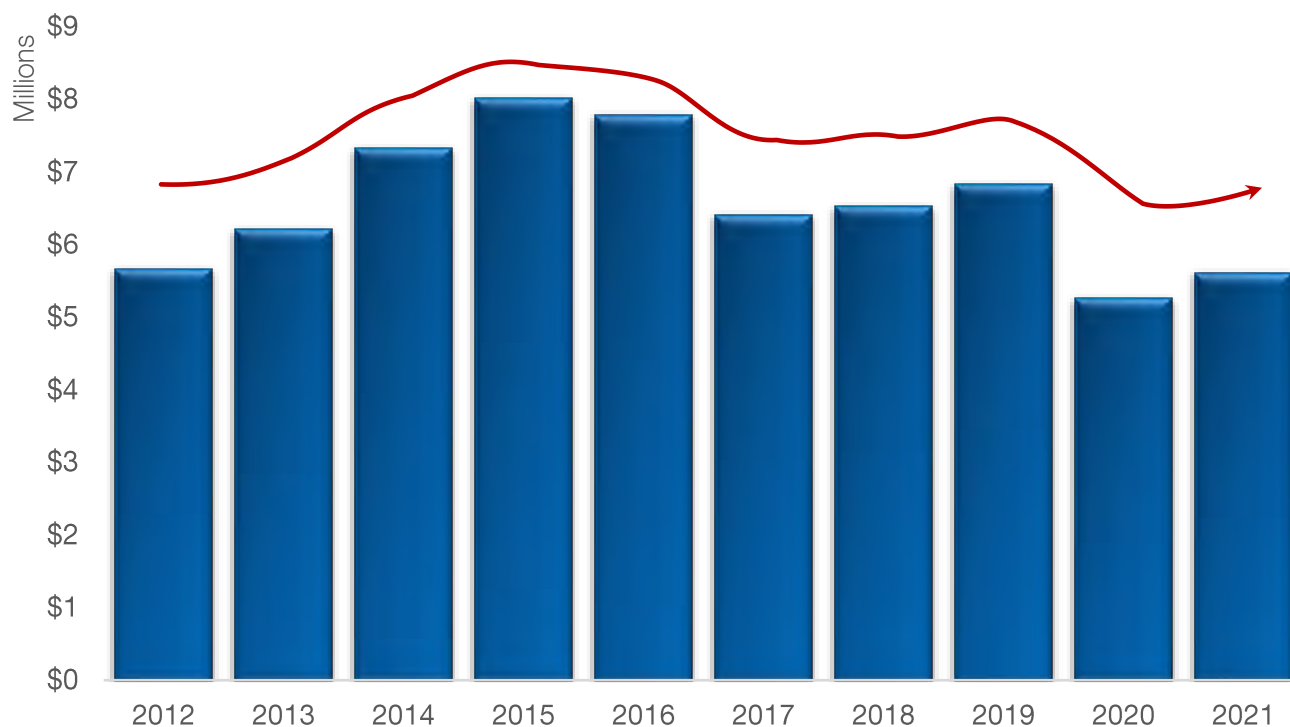
SINCE 2019
 SAVING LIVES
 ↑ **48%**
 BUILDING FUTURES
 ↑ **12%**

EXPENSES 2019 - \$6,811,934



SINCE 2019
 CHILDSAFE ALLIANCE & SUB-GRANTS
 ↑ **195%**

2021 Expenses Equivalent to 2012



Top 10 Donors

#	DONOR NAME*	2021	2020
1	UNICEF (Cambodia, Thailand, Laos, Indonesia)	\$1,596,944	\$675,001
2	Save the Children / European Union	\$456,956	\$450,609
3	Fondation NEXT	\$360,000	\$159,975
4	Kwok Foundation	\$350,000	\$449,975
5	The Cold Mountain Fund of RSF Social Finance	\$329,993	\$310,000
6	Credit Suisse APAC Foundation Limited	\$300,000	\$300,000
7	If International Foundation	\$254,561	\$44,788
8	NCHADS / GFATM	\$232,638	\$358,883
9	Fondation Juniclair	\$200,529	\$104,326
10	Wat Khmer Kampuchea Krom	\$200,000	\$0

* Donors wishing to remain anonymous have been removed from the Top 10 Donor list to respect their wishes

Consolidated Financial Statements

Income Statement for the year ending 31 Dec 2021 Friends Alliance

INCOME	2021 (US\$)	2020 (US\$)
Training Income	243,040	818,323
Donor Funding (earned & unearned)	5,912,344	5,314,175
Private Donations	1,060,318	794,820
Consultancy	37,354	-9,570
Other Income	60,236	40,313
Franchise Revenue	0	3,266
TOTAL INCOME	7,313,293	6,961,326
EXPENSES	2021 (US\$)	2020 (US\$)
PERSONNEL		
International Staff	530,310	541,287
National Staff	1,921,037	2,043,585
Health & Pensions	75,449	67,708
Consultancies/Professional fees	182,921	148,301
Overtime	16,547	16,475
Severance / Indemnities	111,383	227,716
Staff COVID tests	2,721	0
Miscellaneous	20,447	24,552
	2,860,815	3,069,623
DIRECT COSTS		
Family Support	371,780	129,459
Food/Drink for Beneficiaries	276,303	110,070
Hygiene Costs	55,303	52,427
Medical Costs	25,560	26,596
IEC Materials	16,593	7,358
Clothing for beneficiaries	2,582	1,830
Non-Formal Education materials	5,012	8,904
Harm Reduction Materials	10,351	69,356
Centre Supplies	10,589	16,029
Case Manager Travel	7,089	9,279
Recreational Activity Support	2,999	5,689
Outreach Materials	4,929	4,592
School Reintegration Support	74,419	45,440
Vocational Training Activities	86,071	11,999
Self-Employment Support	69,924	31,804
Job Placement Support	30,481	13,360
Independent Living	20,971	13,150
ChildSafe Materials/ Activities	21,120	23,669
Foster Care Families	49,432	50,871
Staff Uniforms	6,515	1,886
ChildSafe Experience Activities	4,211	2,366
Beneficiary Transport	7,214	5,484
Beneficiary Trainings / Meetings	4,944	39,068
Community Event Costs	865	7,293
Beneficiary COVID tests [new account]	1,097	0

Self-Generated Income
↓ 70%

Donors & Donations
↑ 14%

Severances
↓ 51%

Family Support
↑ 187%

Meals
↑ 151%

Vocational Training (non-self-funded)
↑ 616%

School
↑ 64%

Employment
↑ 122%

EXPENSES	2021 (US\$)	2020 (US\$)
Other Activity Costs	641	348
	1,166,996	688,328
EQUIPMENT/ASSETS		
IT/Computers	45,746	29,688
Vehicles	15,786	3,190
Furniture/Fittings	1,825	5,617
Vocational Training Equipment	3,725	775
Construction & Building Works	0	834
Miscellaneous	5,032	4,173
	72,113	44,276
INDIRECT COSTS		
Communications	42,186	41,030
Transport/Gasoline	53,352	58,566
Maintenance/Renovations	38,096	37,048
Office Supplies	21,916	29,111
Rent & Utilities	169,528	219,565
External Audits	77,861	36,508
Vehicle/Building Insurance	11,862	15,661
Advertising Marketing	2,413	7,213
Fundraising Costs	727	1,253
Miscellaneous	44,415	43,922
	462,356	489,877
TRAVEL & TRAINING		
Travel Costs	10,520	31,028
Staff Training	4,119	659
Workshops/ Research/Assessments	15,004	29,658
Board Meetings	167	199
Exchanges / Exposure Trips	0	2,578
	29,810	64,121
OTHER INCOME GENERATION COSTS		
Cost of Income Generation	119,068	289,739
Outlet Supplies	3,796	15,370
Staff Food costs	4,461	19,428
Training Uniforms	1,637	2,701
Miscellaneous	2,282	309
	131,245	327,547
CHILDSAFE ALLIANCE- SUB-GRANTS		
Sub Grants - Cambodia	844,433	537,688
Sub Grants - Philippines	15,790	13,817
Sub Grants - Malaysia	4,200	0
Sub Grants - Jordan	10,560	9,060
	874,983	560,565
TOTAL EXPENSES	5,598,318	5,244,337
NET INCOME	1,714,976	1,716,989
Retained funds b/f	7,164,859	5,440,385
Restated (exchange rate differences)	7,124,859	5,447,870
EQUITY	8,839,835	7,164,859

Outreach
vehicles
↑ 395%

Lockdown
Laptops
(WFH)
↑ 54%

2021
Domestic
Travel
only

2020 travels
Jan - Mar
only

Social
Business
↓ 60%

Partner
Support
↑ 56%

Consolidated Financial Statements

Statement of Financial Position

as at 31 Dec 2021

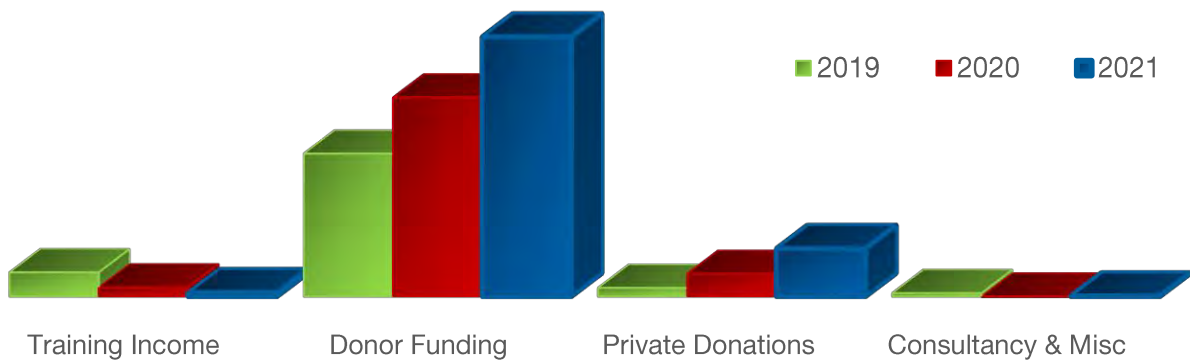
Friends Alliance

ASSETS	2021 (US\$)	2020 (US\$)
Non-Current Assets		
Land & Buildings	2,826,900	2,826,900
Current Assets		
Cash & Bank	6,115,329	4,386,591
Project Advances	1,554	5,094
Sub-Contractee Advances	11,331	21,554
Prepayments	5,102	14,021
Accounts Receivable		
Accounts Receivables	39,647	83,614
Health Insurance	9,723	7,296
Guarantee Deposit	23,837	23,992
TOTAL ASSETS	9,033,423	7,369,060
LIABILITIES		
Current Liabilities		
Accounts Payables	28,409	25,866
Income Tax Payable	10,508	9,122
Withholding Tax	1,923	1,316
Social Security Payable	937	2,555
Deferred Income	151,811	165,343
TOTAL LIABILITIES	193,589	204,201
EQUITY	8,839,835	7,164,859

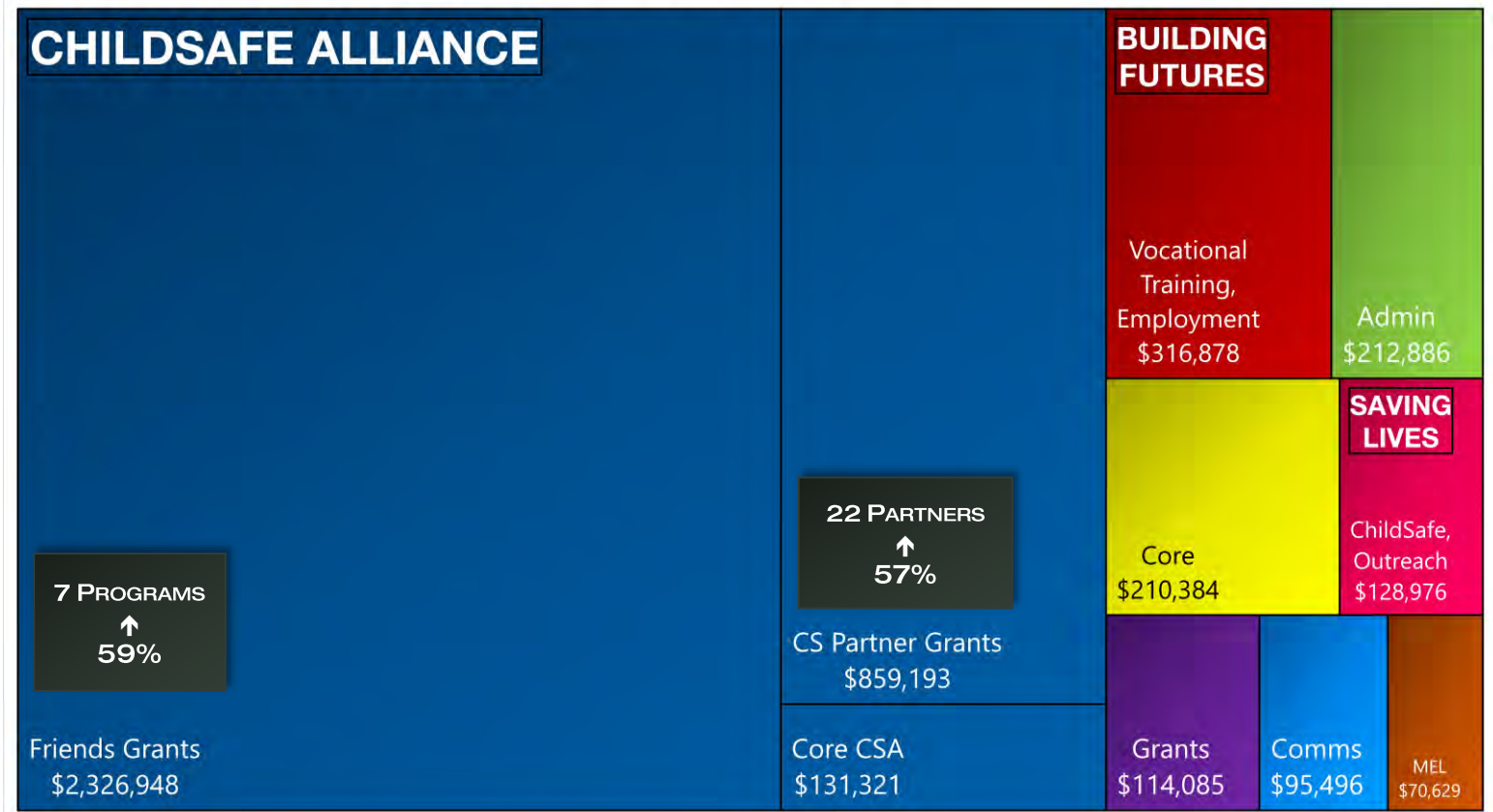
HQ & Friends Phnom Penh

	2021	2020
Number of Staff (31 Dec)	54	56
Total Income (US\$)	5,782,798	4,261,267
Total Expenses (US\$)	4,466,796	3,294,265
Administrative Costs	5%	5%

INCOME 2019 - 2021



EXPENSES 2021



Financial Statements

Income Statement

for the year ending 31 December 2021

FI Headquarters & Friends Phnom Penh, Cambodia

INCOME	2021 (US\$)	2020 (US\$)
Training Income	73,703	115,377
Donor Funding (earned & unearned)	4,563,827	3,582,620
Private Donations	889,609	418,711
Consultancy	0	-16,124
Other Income	10,269	6,499
Internal Funding	245,391	101,995
Franchise Revenue	0	52,189
TOTAL INCOME	5,782,798	4,261,267
EXPENSES		
PERSONNEL		
International Staff	499,805	470,789
National Staff	327,362	310,073
Health & Pensions	6,748	7,700
Consultancies / Professional fees	171,818	135,047
Severance / Indemnities	48,015	45,414
Staff COVID Testing	358	0
Miscellaneous	6,973	15,006
	1,061,079	984,030
DIRECT COSTS		
Hygiene Materials	1,635	703
Food/Drink for Beneficiaries	0	1,344
Harm Reduction Materials	6,438	65,820
ChildSafe Materials / Activities	166	12,300
Staff Uniforms	218	527
ChildSafe Experience Activities	51	2,366
Miscellaneous	2,171	8,712
	10,679	91,773
EQUIPMENT/ASSETS		
IT/Computers	6,472	7,757
Furniture/Fittings	0	2,988
Construction & Building Works	0	834
Miscellaneous	724	490
	7,196	12,068
INDIRECT COSTS		
Communications	9,563	13,007

EXPENSES cont...		
INDIRECT COSTS		
Transport/Gasoline	1,625	3,582
Maintenance/Renovations	3,026	6,086
Office Supplies	4,439	4,843
Rent & Utilities	24,898	25,941
External Audits	55,100	10,710
Advertising/Marketing	640	1,809
Fundraising Costs	505	1,178
Miscellaneous	19,975	14,012
	119,770	81,169
TRAVEL & TRAINING		
Travel Costs	2,648	12,889
Staff Training	298	456
Workshops/ Research/Assessments	2,159	18,240
Exchanges / Exposure Trips	0	2,578
	5,105	34,162
OTHER INCOME GENERATION COSTS		
Cost of Income Generation	76,407	84,845
Miscellaneous	419	309
	76,826	85,154
PROGRAM SUPPORT		
Friends-International Laos	214,795	160,314
Friends-International Siem Reap	601,178	335,126
Yayasan Teman Baik (Indonesia)	83,164	15,189
Friends-International Thailand	111,768	106,213
Mith Samlanh (Phnom Penh)	1,279,557	801,519
Tha Ngae Chin Myar (Myanmar)	16,486	13,748
Friends-International Suisse	20,000	27,053
	2,326,948	1,459,162
CHILDSAFE ALLIANCE - SUB-GRANTS		
Damnok Toek (DT)	155,632	88,316
Komar Rikreay (KMR)	63,877	64,659
M'lop Tapang (MT)	138,778	72,585
Samathapheap Khnom Organisation (SKO)	86,340	56,441
Cambodia Children Trust (CCT)	67,353	34,482
Transcultural Psychosocial Organisation (TPO)	25,583	40,695
Krousar Thmey (KT)	40,656	31,125
Children's Future International (CFI)	82,704	51,137
Korsang (KS)	78,525	96,626
Creative Generation (CG)	1,169	1,623
Khmer Cultural Development Institute (KCDI)	21,735	0
Epic Arts (EA)	17,086	0
Free To Shine	8,172	0
AusCam Freedom Project	2,696	0

EXPENSES cont...		
CHILDSAFE ALLIANCE - SUB-GRANTS		
Indochina Starfish Foundation Cambodia (ISF)	22,730	0
Aziza's Place	2,026	0
Voice	2,677	0
PEPY Empowering Youth	8,220	0
Ministry of Labour	6,504	0
Monsters Among Us (Malaysia)	4,200	0
Experience Baraka (Jordan)	10,560	9,060
Legal Aid of Cambodia (LAC)	11,968	0
	859,193	546,748
TOTAL EXPENSES	4,466,796	3,294,265
NET INCOME	1,316,003	967,002
Retained funds b/f	2,376,426	1,409,424
EQUITY	3,692,428	2,376,426

Statement of Financial Position

as at 31 Dec 2021

FI Headquarters & Friends Phnom Penh, Cambodia

CURRENT ASSETS	2021 (US\$)	2020 (US\$)
Current Assets		
Cash & Bank	3,796,639	2,470,983
Project Advances	30	278
Sub-Contract Advances	13,969	28,138
Accounts Receivable		
Accounts Receivables	35,212	59,912
Health Insurance	6,712	3,802
Guarantee Deposit	1,050	1,050
TOTAL ASSETS	3,853,612	2,564,163
LIABILITIES		
Current Liabilities		
Funding Payables	340	30,787
Tax Payable	5,707	5,036
Miscellaneous Payables	3,602	896
Withholding Tax	1,534	1,018
Deferred Income	150,000	150,000
TOTAL LIABILITIES	161,183	187,737
EQUITY	3,692,428	2,376,426

Statement of Changes in Equity

as at 31 Dec 2021

FI Headquarters & Friends Phnom Penh, Cambodia

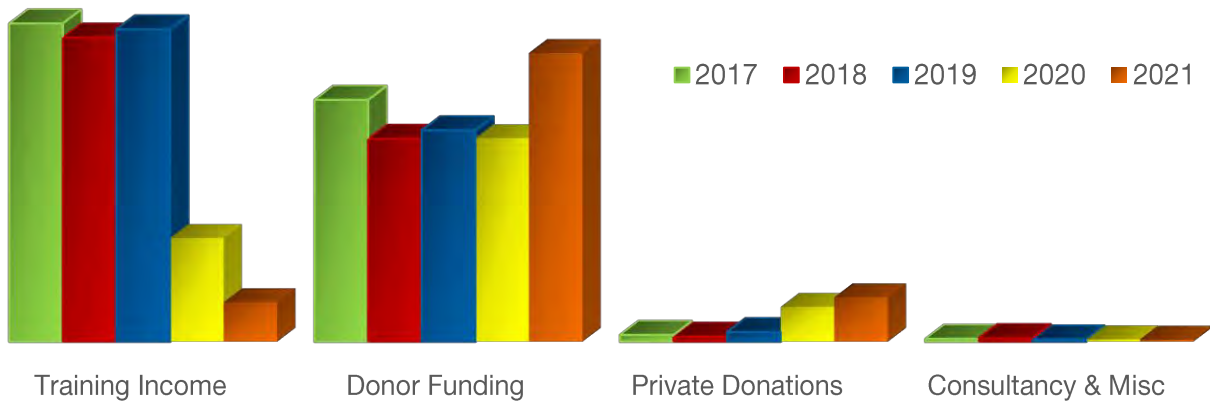
#	FUND ACCOUNT	TYPE	OPENING	INCOME	EXPENSES	CLOSING
1	Anonymous (FAF)	<i>Donor Funding</i>	0	49,969	49,969	0
2	Anonymous (FLCF)	<i>Donor Funding</i>	0	21,320	11	21,309
3	Anonymous (OFF)	<i>Donor Funding</i>	25,000	109,995	45,580	89,416
4	Arab Gulf Programme for Development	<i>Donor Funding</i>	41,135	0	22,130	19,005
5	Caritas Switzerland	<i>Donor Funding</i>	0	10,000	15,467	-5,467
6	Credit Suisse APAC Foundation Limited	<i>Donor Funding</i>	79,161	300,000	298,559	80,603
7	CW Asia Fund Foundation	<i>Donor Funding</i>	5,585	0	5,585	0
8	ECPAT Luxembourg asbl	<i>Donor Funding</i>	19,556	136,651	153,296	2,911
9	Epic Foundation	<i>Donor Funding</i>	268,247	150,786	66,312	352,721
10	EU / Save The Children	<i>Donor Funding</i>	28,182	219,913	248,095	0
11	EXO Foundation	<i>Donor Funding</i>	507	0	507	0
12	Fondation NEXT	<i>Donor Funding</i>	56,634	360,000	294,195	122,439
13	Fondation Pierre Bellon	<i>Donor Funding</i>	21,102	175,380	166,768	29,715
14	Fondation RAJA-Danièle Marcovici	<i>Donor Funding</i>	0	3,521	3,521	0
15	Fossil Foundation	<i>Donor Funding</i>	4,696	0	4,696	0
16	Ganesha Foundation	<i>Donor Funding</i>	46,171	0	46,171	0
17	Give2Asia	<i>Donor Funding</i>	0	82,173	78,853	3,320
18	If International Foundation	<i>Donor Funding</i>	0	254,561	254,560	1
19	International Labour Organization	<i>Donor Funding</i>	0	14,965	462	14,503
20	Kwok Foundation	<i>Donor Funding</i>	228,243	350,000	379,523	198,720
21	Mith Samlanh	<i>Donor Funding</i>	49,506	112,349	22,975	138,880
22	Partners for Equity / Anonymous (DF)	<i>Donor Funding</i>	82,686	89,950	110,025	62,611
23	Semester at Sea Chapman Impact Fund	<i>Donor Funding</i>	5,230	0	5,230	0
24	Shiseido Travel Retail Asia Pacific Pte. Ltd	<i>Donor Funding</i>	0	97,975	97,975	0
25	NCHADS / GFATM	<i>Donor Funding</i>	15,918	232,638	241,701	6,855
26	Skoll Foundation	<i>Donor Funding</i>	528,475	150,000	89,974	588,501

#	FUND ACCOUNT	TYPE	OPENING	INCOME	EXPENSES	CLOSING
27	Smart Axiata Co Ltd	<i>Donor Funding</i>	0		0	0
28	Solidarity Accor Hotels	<i>Donor Funding</i>	0	46,942	46,942	0
29	The Cold Mountain Fund of RSF Social Finance	<i>Donor Funding</i>	0	329,993	109,876	220,117
30	Tourism Cares	<i>Donor Funding</i>	0	8,555	5,000	3,555
31	UNICEF Cambodia	<i>Donor Funding</i>	5,619	1,326,958	934,886	397,691
32	World Childhood Foundation	<i>Donor Funding</i>	0	41,581	41,581	0
33	Andrew Leaver	<i>Private Donations</i>	0	19,975	19,975	0
34	Andrew Leaver (Siem Reap Foster Care)	<i>Private Donations</i>	0	10,000	10,000	0
35	Anonymous (HLM)	<i>Private Donations</i>	0	200,000	20,100	179,900
36	Anonymous (Mr. Jones)	<i>Private Donations</i>	7,250	0	7,250	0
37	Anonymous (NB)	<i>Private Donations</i>	0	5,000	5,000	0
38	Anonymous (TO)	<i>Private Donations</i>	0	299,986	130,000	169,986
39	Anonymous (via Dragonfly APAC)	<i>Private Donations</i>	24,975	25,000	49,975	0
40	AusCham	<i>Private Donations</i>	0	3,056	3,056	0
41	Fondation Junclair	<i>Private Donations</i>	4,649	0	4,649	0
42	Friends Deutschland	<i>Private Donations</i>	19,134	0	0	19,134
43	Global Goods Partner	<i>Private Donations</i>	0	490	128	362
44	Intrepid Foundation	<i>Private Donations</i>	0	15,965	0	15,965
45	Ministry of Social Affairs, Veterans and Youth Rehabilitation	<i>Private Donations</i>	0	973	963	11
46	Moodie Davitt Report	<i>Private Donations</i>	98,400	0	50,469	47,931
47	Partners for Equity (Paul Newfield)	<i>Private Donations</i>	0	19,118	0	19,118
48	Planète Enfants & Développement	<i>Private Donations</i>	515	0	515	0
49	Simply Giving	<i>Private Donations</i>	2,344	241	2,585	0
50	Wat Khmer Kampuchea Krom	<i>Private Donations</i>	0	200,000	200,000	0
51	FI Reserves	<i>Reserves</i>	576,282	232,517	31,022	777,777
52	Sipar NGO	<i>Reserves</i>	2,190	0	2,190	0
53	Vocational Training	<i>Reserves</i>	129,034	74,300	88,494	114,840
			2,376,426	5,782,798	4,466,796	3,692,428

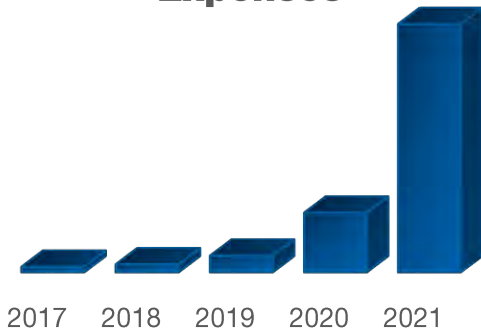
Mith Samlanh (Phnom Penh)

	2021	2020
Number of Staff (31 Dec)	150	136
Total Income (US\$)	2,143,568	1,969,731
Total Expenses (US\$)	1,966,256	1,907,560
Administrative Costs	6%	5%

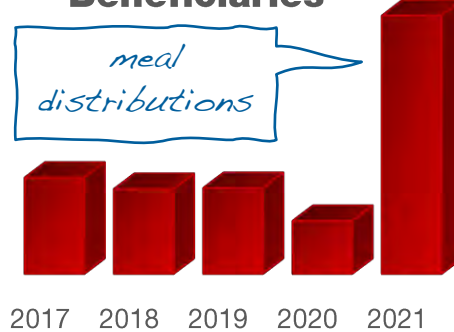
INCOME 2017 - 2021



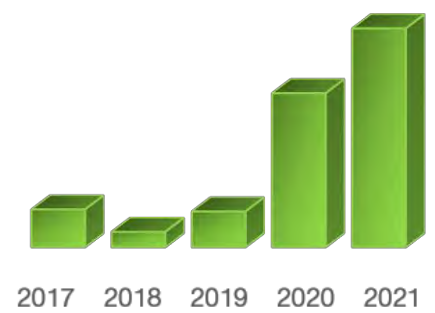
Family Support Expenses



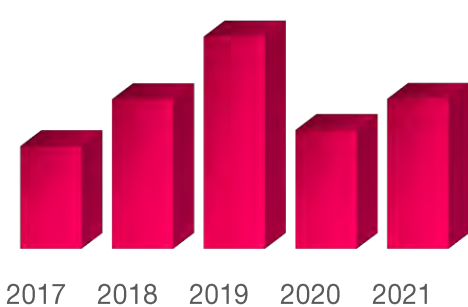
Food Expenses for Beneficiaries



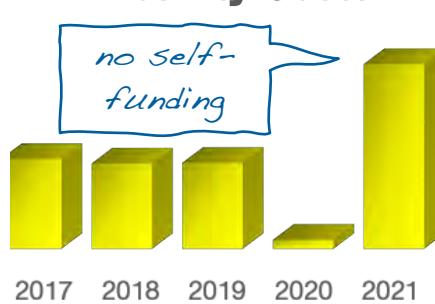
Hygiene & PPE Materials



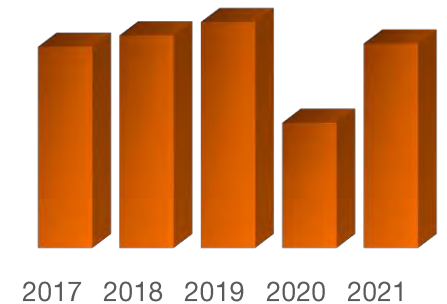
School Reintegration Costs



Vocational Training Activity Costs



Employment Support



Financial Statements

Income Statement

for the year ended 31 Dec 2021

Mith Samlanh, Phnom Penh, Cambodia

INCOME	2021 (US\$)	2020 (US\$)
Training Income	225,512	592,989
Donor Funding (earned & unearned)	1,651,958	1,164,328
Private Donations	254,227	198,857
Consultancy	0	0
Other Income	11,870	13,557
TOTAL INCOME	2,143,568	1,969,731
EXPENSES		
PERSONNEL		
National Staff	816,761	931,662
Health & Pensions	35,571	22,365
Consultancies/Professional fees	4,656	10,665
Severance / Indemnities	44,354	122,220
Staff COVID Testing	1,187	0
Miscellaneous	13,509	6,443
	916,039	1,093,355
DIRECT COSTS		
Hygiene Costs	24,862	17,493
Medical Costs	11,847	15,380
IEC Materials	3,366	3,408
Clothing for Beneficiaries	929	1,177
Non-Formal Education materials	3,401	7,091
Food/Drink for Beneficiaries	221,298	45,330
Family Support	210,544	50,492
Harm Reduction Materials	3,418	3,537
Centre Supplies	4,097	5,158
Other Activity Costs	278	0
Case Manager Travel	2,985	4,668
Recreational Activity Support	809	1,212
Outreach Materials	2,200	3,057
School Reintegration Support	17,422	13,800
Vocational Training Materials/ Referrals	68,504	3,347
Job Placement Support	4,041	5,602
ChildSafe Materials / Activities	7,069	0
Foster Care Families	29,555	31,508
Staff Uniforms	4,836	1,359
Self-Employment Support	34,765	18,169

EXPENSES cont...		
ChildSafe Experience Activities	4,160	0
Independent Living	14,160	7,605
Beneficiary Transport	2,863	0
Beneficiary Trainings / Meetings	0	30,281
Beneficiary COVID Testing	841	0
	678,251	269,673
EQUIPMENT/ASSETS		
IT/Computers	17,368	6,636
Vehicles	3,772	3,190
Furniture/Fittings	480	640
Vocational Training Equipment	2,815	775
Miscellaneous	1,666	2,229
	26,101	13,470
INDIRECT COSTS		
Communications	17,097	14,128
Transport/Gasoline/Maintenance	22,950	23,174
Maintenance/Renovations	9,288	23,353
Office Supplies	8,630	15,529
Rent & Utilities	52,648	84,210
External Audits	6,600	4,180
Advertising/Marketing	1,449	3,014
Miscellaneous	12,410	18,422
	131,073	186,010
TRAVEL & TRAINING		
Staff Training	2,981	325
Workshops / Meetings	298	0
	3,279	325
OTHER INCOME GENERATION COSTS		
Cost of Income Generation	99,163	218,809
Outlet Supplies	0	3,206
Franchise Fees	0	33,270
Staff Food costs	0	8,882
	99,163	264,167
PROGRAM SUPPORT		
Headquarter Support Costs	112,349	80,560
	112,349	80,560
TOTAL EXPENSES	1,966,256	1,907,560
NET INCOME	177,312	62,171
Retained funds b/f	3,710,727	3,648,557
EQUITY	3,888,040	3,710,727

Statement of Financial Position

as at 31 Dec 2021

Mith Samlanh, Phnom Penh, Cambodia

NON-CURRENT ASSETS		2021 (US\$)	2020 (US\$)
	Land & Buildings	2,826,900	2,826,900
CURRENT ASSETS			
Current Assets			
	Cash & Bank	1,069,067	881,748
	Prepayments	0	25
Accounts Receivable			
	Accounts Receivables	7,062	16,805
	Health Insurance	2,461	0
	Guarantee Deposit	3,095	3,095
TOTAL ASSETS		3,908,585	3,728,573
LIABILITIES			
Current Liabilities			
	Tax Payable	2,162	2,577
	Miscellaneous	18,383	15,269
TOTAL LIABILITIES		20,545	17,846
EQUITY		3,888,040	3,710,727

Statement of Changes in Equity

as at 31 Dec 2021

Mith Samlanh, Phnom Penh, Cambodia

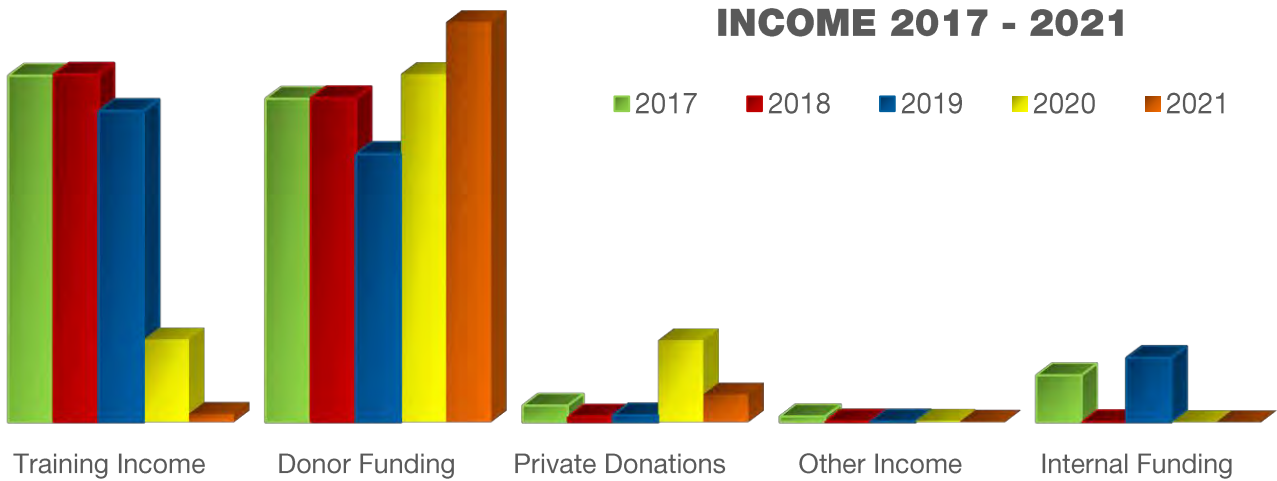
#	FUND ACCOUNT	TYPE	OPENING	INCOME	EXPENSES	CLOSING
1	Caritas Switzerland	<i>Donor Funding</i>	6,862	9,329	16,191	0
2	DanChurchAid	<i>Donor Funding</i>	0	113,377	107,592	5,785
3	FI / Ami(e)s / Mécénat Servier	<i>Donor Funding</i>	18,202	0	18,202	0
4	FI / Credit Suisse APAC Foundation Limited	<i>Donor Funding</i>	47,180	64,546	47,494	64,231
5	FI / ECPAT Luxembourg asbl & Fondation Juniclair	<i>Donor Funding</i>	38,224	85,525	123,749	0
6	FI / Epic Foundation	<i>Donor Funding</i>	0	50,000	50,000	0
7	FI / Firetree Asia Foundation	<i>Donor Funding</i>	0	19,360	19,360	0
8	FI / Fondation Next	<i>Donor Funding</i>	0	185,739	24,318	161,421
9	FI / Fondation Next	<i>Donor Funding</i>	47,257	0	47,042	215
10	FI / Fondation Pierre Bellon	<i>Donor Funding</i>	44,977	70,152	49,968	65,162
11	FI / Fossil Foundation	<i>Donor Funding</i>	75,400	0	56,452	18,948
12	FI / Give2Asia / VISA	<i>Donor Funding</i>	0	30,000	23,495	6,505
13	FI / If International Foundation	<i>Donor Funding</i>	0	127,787	98,832	28,955
14	FI / NCHADS / GFATM	<i>Donor Funding</i>	6,584	118,992	122,938	2,638
15	FI / Shiseido Travel Retail Asia Pacific Pte. Ltd.	<i>Donor Funding</i>	61,559	23,255	43,708	41,106
16	FI / Smart Axiatra Ltd	<i>Donor Funding</i>	0	573	573	0
17	FI / Solidarity Accor Hotels	<i>Donor Funding</i>	2,474	35,077	41,432	-3,880
18	FI / International Labour Organization	<i>Donor Funding</i>	0	0	805	-805
19	FI / UNICEF Cambodia	<i>Donor Funding</i>	0	267,009	267,009	0
20	FI / World Childhood Foundation	<i>Donor Funding</i>	0	9,922	9,922	0
21	Fondation Juniclair	<i>Donor Funding</i>	60,958	205,178	212,065	54,072
22	Gisela Stichting	<i>Donor Funding</i>	1,429	55,000	34,454	21,975
23	People In Need Cambodia	<i>Donor Funding</i>	0	11,250	0	11,250

#	FUND ACCOUNT	TYPE	OPENING	INCOME	EXPENSES	CLOSING
24	Planete Enfants & Developpement	<i>Donor Funding</i>	0	3,000	3,000	0
25	Riverview Children's Foundation	<i>Donor Funding</i>	2,977	11,200	6,923	7,254
26	Save the Children International / EU	<i>Donor Funding</i>	-9,538	148,535	138,997	0
27	Sipar NGO/AFD	<i>Donor Funding</i>	3,974	11,802	17,323	-1,547
28	FI / Andrew Leaver	<i>Private Donations</i>	0	19,975	19,975	0
29	FI / Partners for Equity / Anonymous (DF)	<i>Private Donations</i>	0	39,975	39,073	902
30	FI / Anonymous (HLMF)	<i>Private Donations</i>	41,557	0	41,557	0
31	FI / Anonymous (TO)	<i>Private Donations</i>	5,336	0	5,336	0
32	FI / Anonymous (via Dragonfly Asia-Pacific Ltd)	<i>Private Donations</i>	50,294	38,353	53,178	35,469
33	FI / Auscham	<i>Private Donations</i>	0	3,056	3,056	0
34	FI / D Thomson Sargent	<i>Private Donations</i>	664	0	664	0
35	FI / Friends Deutschland	<i>Private Donations</i>	7,096	0	7,096	0
36	FI / Jan Willem Rothenbaum	<i>Private Donations</i>	0	11,800	2,439	9,361
37	FI / Jonathon Payson	<i>Private Donations</i>	859	6,000	6,859	0
38	FI / Justice & Soul	<i>Private Donations</i>	0	12,000	12,000	0
39	FI / Patrick Seiler	<i>Private Donations</i>	0	26,598	7,373	19,224
40	FI / Wat Khmer Kampuchea Krom	<i>Private Donations</i>	0	54,255	28,614	25,641
41	Gerald Trevor	<i>Private Donations</i>	0	8,640	7,790	850
42	Noble Caledonia Charitable Trust	<i>Private Donations</i>	0	16,622	17	16,606
43	Mith Samlanh Reserves	<i>Reserves</i>	2,650,682	22,903	3,806	2,669,779
44	Vocational Training	<i>Reserves</i>	545,721	226,783	145,580	626,925
	TOTAL		3,710,727	2,143,568	1,966,256	3,888,040

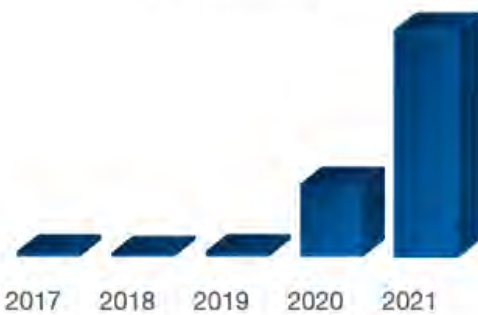
Friends-International Siem Reap

	2021	2020
Number of Staff (31 Dec)	66	63
Total Income (US\$)	786,162	926,268
Total Expenses (US\$)	672,575	723,968
Administrative Costs	5%	4%

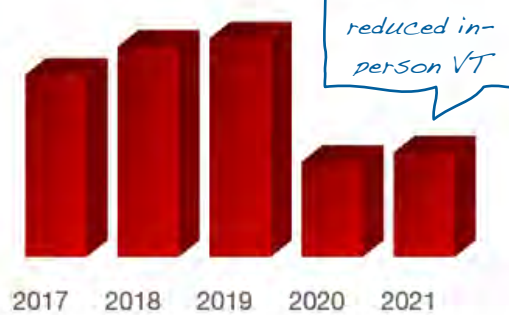
INCOME 2017 - 2021



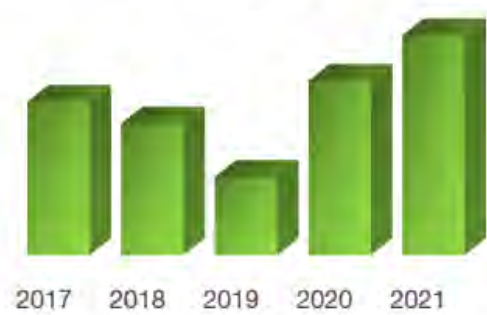
Family Support Expenses



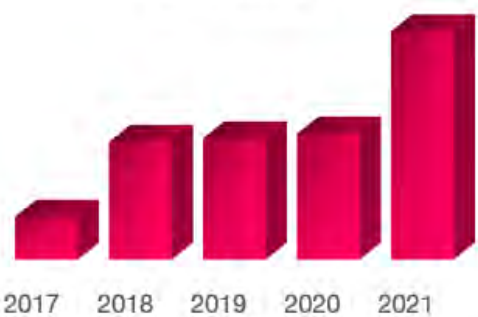
Food Expenses for Beneficiaries



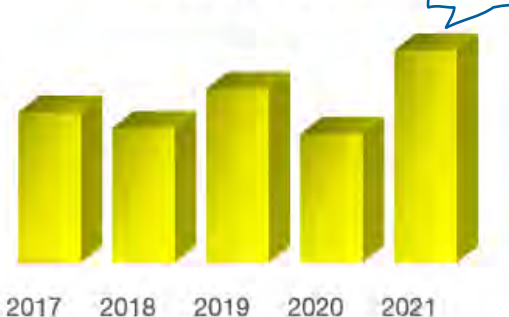
Hygiene Material & PPE Costs



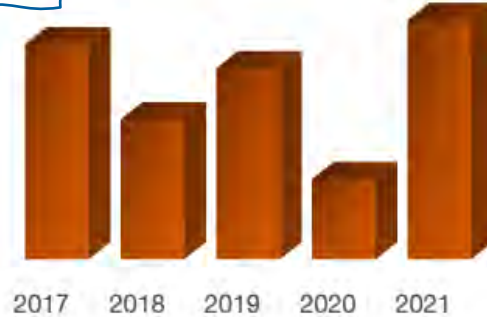
School Reintegration Expenses



Vocational Training Activity Costs



Employment Support



Financial Statements

Income Statement

for the year ending 31 December 2021
Friends-International Siem Reap, Cambodia

INCOME	2021 US\$)	2020 (US\$)
Training Income	15,228	149,118
Donor Funding (earned & unearned)	719,896	626,590
Private Donations	49,868	147,353
Other Income	1,170	2,727
Internal Funding	0	480
TOTAL INCOME	786,162	926,268
EXPENSES		
PERSONNEL		
International Staff	3,040	16,740
National Staff	299,317	314,428
Health & Pensions	7,985	10,055
Severance / Indemnities	17,793	41,180
Staff COVID Testing	785	0
Miscellaneous	5,554	6,120
	334,474	388,524
DIRECT COSTS		
Hygiene Costs	7,319	5,804
Medical Costs	2,058	2,199
IEC Materials	264	207
Clothing for Beneficiaries	476	18
Non-Formal Education materials	32	641
Food/Drink for Beneficiaries	18,343	16,692
Family Support	85,627	27,641
Centre Supplies	1,902	2,791
Other Activity Costs	0	40
Case Manager Travel	1,219	2,117
Recreational Activity Support	225	1,397
Outreach Materials	1,222	310
School Reintegration Support	28,500	15,736
Vocational Training Materials/ Referrals	4,146	2,512
Job Placement Support	335	1,523
ChildSafe Materials / Activities	5,448	3,030
Foster Care Families	18,097	17,979
Staff Uniforms	788	0

EXPENSES cont...		
Self-Employment Support	18,042	4,627
Independent Living	1,390	2,787
Beneficiary Transport	887	2,653
Beneficiary Trainings / Meetings	321	3,383
Beneficiary COVID Testing	13	0
	196,653	114,087
EQUIPMENT/ASSETS		
IT/Computers	11,183	5,718
Vehicles	1,460	0
Furniture/Fittings	670	566
Vocational Training Equipment	380	0
Miscellaneous	1,238	662
	14,931	6,946
INDIRECT COSTS		
Communications	5,445	3,834
Transport/Gasoline/Maintenance	7,530	7,731
Maintenance/Renovations	6,364	3,411
Office Supplies	3,429	2,284
Rent & Utilities	36,367	51,124
External Audits	6,000	6,060
Advertising/Marketing	165	1,762
Miscellaneous	4,126	6,443
	69,426	82,649
TRAVEL & TRAINING		
Travel Costs	0	219
Staff Training	65	169
Workshops/ Research/ Assessments	1,206	396
	1,271	784
OTHER INCOME GENERATION COSTS		
Cost of Income Generation	12,759	56,189
Outlet Supplies	377	7,731
Franchise Fees	0	10,102
Staff Food costs	672	5,303
Training Uniforms	137	1,703
Bad Debts	2,152	0
	16,095	81,028
PROGRAM SUPPORT		
Headquarter Support Costs	39,723	49,950
	39,723	49,950
TOTAL EXPENSES	672,575	723,968
NET INCOME	113,588	202,300
Retained funds b/f	447,200	244,900
EQUITY	560,788	447,200

Statement of Financial Position

as at 31 Dec 2021

Friends-International Siem Reap, Cambodia

CURRENT ASSETS		2021 US\$)	2020 (US\$)
Current Assets			
Cash & Bank		543,435	431,221
Project Advances		543	134
Prepayments		699	0
Accounts Receivable			
Accounts Receivables		61	4,488
Health Insurance		550	0
Guarantee Deposits		16,430	16,440
TOTAL ASSETS		561,718	452,282

LIABILITIES			
Current Liabilities			
Funding Payables		0	3,913
Income Tax Payable		634	468
Miscellaneous		0	470
Withholding Tax Payable		297	231
TOTAL LIABILITIES		931	5,082

EQUITY	560,788	447,200
---------------	----------------	----------------

Statement of Changes in Equity

as at 31 Dec 2021

Friends-International Siem Reap, Cambodia

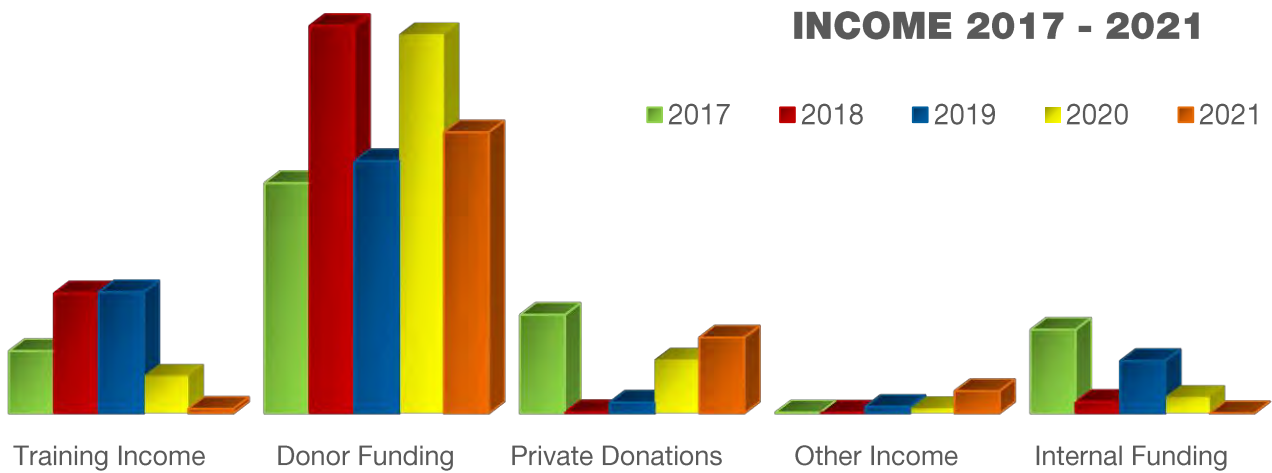
#	FUND ACCOUNT	TYPE	OPENING	INCOME	EXPENSES	CLOSING
1	Anonymous (FAF)	<i>Donor Funding</i>	0	24,985	6,772	18,213
2	Anonymous (via WISE Sarl)	<i>Donor Funding</i>	13,051	0	13,051	0
3	Australian Volunteers International (CS)	<i>Donor Funding</i>	0	7,713	2,289	5,423
4	Australian Volunteers International (VT)	<i>Donor Funding</i>	0	3,140	2,818	322
5	Caritas Switzerland /EU	<i>Donor Funding</i>	1,069	7,038	8,107	0
6	Credit Suisse APAC Foundation Limited	<i>Donor Funding</i>	28,380	45,312	49,483	24,209
7	ECPAT Luxembourg absI	<i>Donor Funding</i>	37,792	32,292	66,894	3,191
8	Fondation Pierre Bellon	<i>Donor Funding</i>	47,263	61,378	41,246	67,395
9	Fondation RAJA-Danièle Marcovici	<i>Donor Funding</i>	-3,212	3,521	309	0
10	Fonds de Dotation Mécénat Servier	<i>Donor Funding</i>	9,207	0	9,207	0
11	Fossil Foundation	<i>Donor Funding</i>	28,307	0	8,731	19,575
12	Gisela Stichting	<i>Donor Funding</i>	23,414	20,000	12,117	31,298
13	Give2Asia/VISA	<i>Donor Funding</i>	0	20,000	20,000	0
14	If International Foundation	<i>Donor Funding</i>	0	126,773	102,465	24,308
15	International Monetary Fund	<i>Donor Funding</i>	2,189	0	2,189	0
16	Livelihood Enhancement and Association for the Poor Project (LEAP)	<i>Donor Funding</i>	5,395	0	5,395	0
17	Lloyd George Asia Foundation	<i>Donor Funding</i>	5,376	20,000	7,270	18,106
18	Save the Children / European Union	<i>Donor Funding</i>	811	88,508	89,319	0
19	Shiseido Travel Retail Asia Pacific Pte. Ltd	<i>Donor Funding</i>	0	74,720	14,730	59,990
20	Solidarity Accor Hotels	<i>Donor Funding</i>	19,828	8,671	26,590	1,909
21	Tourism Cares	<i>Donor Funding</i>	0	5,000	90	4,910
22	UNICEF Cambodia	<i>Donor Funding</i>	0	142,355	142,355	0

#	FUND ACCOUNT	TYPE	OPENING	INCOME	EXPENSES	CLOSING
23	Ville de Genève / FI Suisse	<i>Donor Funding</i>	18,584	18,490	17,054	20,020
24	World Childhood Foundation	<i>Donor Funding</i>	0	9,189	9,189	0
25	Andrew Leaver	<i>Private Donations</i>	6,170	10,000	7,073	9,098
26	Anonymous (DF)	<i>Private Donations</i>	28,772	0	4,326	24,446
27	Anonymous (HL)	<i>Private Donations</i>	23,278	0	2,981	20,297
28	Anonymous (TO)	<i>Private Donations</i>	6,037	0	6,037	0
29	Cambodian Children's Support Foundation	<i>Private Donations</i>	5,424	0	615	4,809
30	Epic Foundation	<i>Private Donations</i>	30,504	0	456	30,048
31	FI HQ / Caritas Switzerland	<i>Private Donations</i>	0	813	813	0
32	Friends Deutschland	<i>Private Donations</i>	4,827	0	1,794	3,033
33	Marketing de Réseau Solution [Bertrand Kervella]	<i>Private Donations</i>	3,768	314	4,082	0
34	Paul Newfield	<i>Private Donations</i>	5,137	0	5,137	0
35	Semester at Sea Chapman Impact Fund	<i>Private Donations</i>	165	0	165	0
36	Steven GP / Paul Prusky	<i>Private Donations</i>	2,498	0	2,498	0
37	Wat Khmer Kampuchea Krom	<i>Private Donations</i>	0	36,170	2,372	33,798
38	Women in Travel Retail	<i>Private Donations</i>	2,862	0	2,862	0
39	FI Siem Reap Reserves	<i>Reserves</i>	37,970	4,553	-28,671	71,193
40	Vocational Training	<i>Reserves</i>	52,335	15,228	2,367	65,197
	TOTAL		447,200	786,162	672,575	560,788

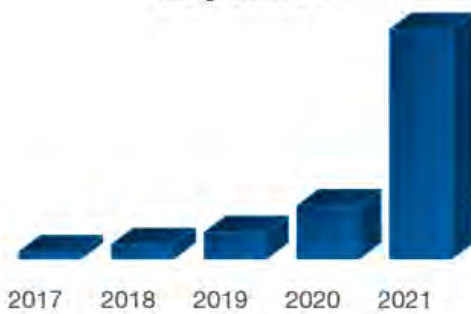
Friends-International Laos

	2021	2020
Number of Staff (31 Dec)	48	46
Total Income (US\$)	555,671	713,120
Total Expenses (US\$)	524,202	485,298
Administrative Costs	6%	6%

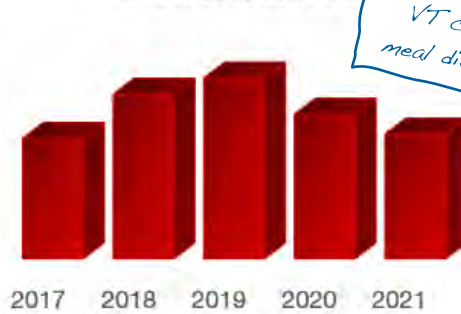
INCOME 2017 - 2021



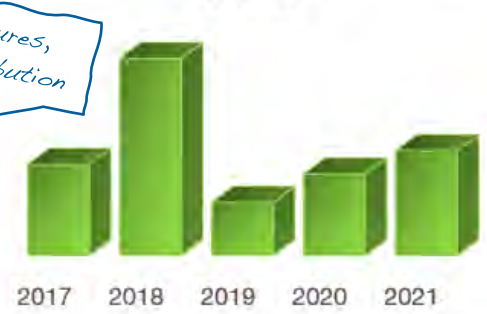
Family Support Expenses



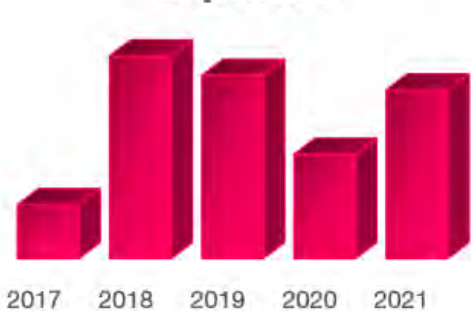
Food Expenses for Beneficiaries



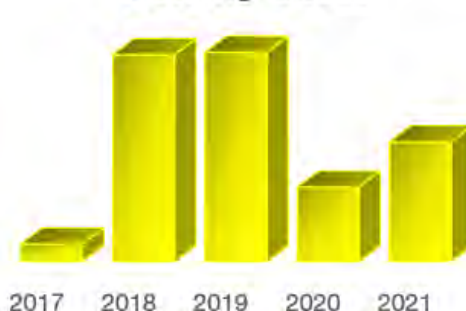
Hygiene Material & PPE Costs



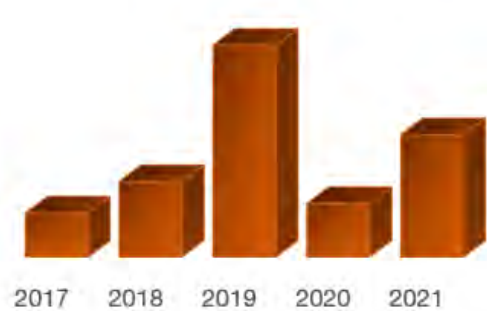
School Reintegration Expenses



Vocational Training Activity Costs



Employment Support



Financial Statements

Income Statement

for the year ending 31 Dec 2021

Friends-International Laos (Vientiane & Luang Prabang)

INCOME	2021 (US\$)	2020 (US\$)	2021 (KIP)	2020 (KIP)
Training Income	6,450	54,454	65,794,100	494,169,544
Donor Funding (earned & unearned)	407,335	549,434	4,154,812,335	4,986,115,174
Private Donations	109,748	77,962	1,119,432,412	707,501,000
Consultancy	461	0	4,702,500	0
Other Income	31,677	7,612	323,102,421	69,076,458
Internal Funding	0	23,659		214,704,175
TOTAL INCOME	555,671	713,120	5,667,843,768	6,471,566,351
EXPENSES				
PERSONNEL				
International Staff	0	8,132	0	73,796,120
National Staff	218,570	216,223	2,229,417,751	1,962,225,824
Health & Pensions	9,972	10,159	101,713,000	92,193,963
Severance / Indemnities	0	17,912	0	162,549,999
Staff COVID Testing	121	0	1,230,000	0
Miscellaneous	2,436	2,847	24,850,503	25,835,315
	231,099	255,273	2,357,211,254	2,316,601,221
DIRECT COSTS				
Hygiene costs	9,363	7,272	95,501,000	65,990,000
Medical costs	4,997	4,348	50,964,500	39,461,000
IEC Material	0	258	0	2,342,000
Clothing for Beneficiaries	1,070	578	10,909,000	5,249,000
Non-Formal Education materials	1,247	603	12,716,500	5,468,000
Food/Drink for Beneficiaries	29,238	33,894	298,232,173	307,588,500
Family/Support	32,407	7,396	330,548,500	67,119,500
Centre Supplies	4,462	4,940	45,510,000	44,826,500
Other Activity Costs	13	183	135,000	1,658,000
Case Manager Travel	2,634	1,858	26,867,000	16,862,000
Recreational Activity Support	1,338	1,264	13,652,000	11,473,540
Outreach Materials	433	390	4,416,000	3,542,500
School Reintegration Support	11,187	6,918	114,110,000	62,784,000
Vocational Training Materials/ Referrals	2,496	1,550	25,457,000	14,063,930
Job Placement Support	4,895	1,284	49,929,500	11,650,000
ChildSafe Materials / Activities	1,141	698	11,636,000	6,335,000
Foster Care Families	1,779	1,384	18,148,000	12,561,000
Staff Uniforms	343	0	3,500,000	0

EXPENSES	2021 (US\$)	2020 (US\$)	2021 (KIP)	2020 (KIP)
Self-Employment Support	5,106	3,075	52,078,000	27,907,000
Independent Living	4,208	2,758	42,925,000	25,030,000
Beneficiary Transport	1,644	1,572	16,765,000	14,262,000
Beneficiary Trainings / Meetings	235	0	2,393,000	0
Community Event Costs	511	0	5,215,500	0
Beneficiary COVID Testing	53	0	540,000	0
	120,799	82,223	1,232,148,673	746,173,470
EQUIPMENT/ASSETS				
IT/Computers	4,527	2,553	46,172,000	23,169,000
Vehicles	10,554	0	107,648,474	0
Furniture/Fittings	569	165	5,800,500	1,500,000
Vocational Training Equipment	529	0	5,400,000	0
Miscellaneous	826	61	8,421,920	550,000
	17,004	2,779	173,442,894	25,219,000
INDIRECT COSTS				
Communications	3,550	4,322	36,206,225	39,223,455
Transport/Gasoline/Maintenance	7,250	10,768	73,949,000	97,721,500
Maintenance/Renovations	19,062	2,740	194,431,100	24,862,000
Office Supplies	2,377	2,197	24,245,500	19,937,500
Rent & Utilities	24,988	32,210	254,877,743	292,306,043
External Audits	4,542	3,438	46,330,003	31,201,982
Vehicle / Building Insurance	2,519	2,623	25,694,142	23,807,000
Miscellaneous	1,928	12,545	19,661,890	113,842,159
	66,215	70,843	675,395,602	642,901,639
TRAVEL & TRAINING				
Travel Costs	1,402	7,203	14,301,000	65,370,000
Staff Training	775	34	7,900,000	310,000
Workshops/ Research/ Assessments	9,655	7,036	98,482,327	63,854,000
	11,832	14,274	120,683,327	129,534,000
OTHER INCOME GENERATION COSTS				
Cost of Income Generation	8,593	23,512	87,648,023	213,367,803
Outlet Supplies	3,131	4,433	31,937,500	40,230,500
Franchise Fees	0	3,443	0	31,247,395
Staff Food costs	3,789	5,242	38,651,500	47,572,719
Training Uniforms	1,500	998	15,305,000	9,060,000
	17,014	37,628	173,542,023	341,478,417
PROGRAM SUPPORT				
Headquarter Support Costs	60,239	22,278	614,436,173	202,169,859
	60,239	22,278	614,436,173	202,169,859
TOTAL EXPENSES	524,202	485,298	5,346,859,946	4,404,077,606
NET INCOME	31,469	227,822	320,983,822	2,067,488,745
Retained funds b/f	273,566	47,173	2,482,611,940	415,123,195
Restated (exchange rate differences)	243,393	45,744		
EQUITY	274,862	273,566	2,803,595,762	2,482,611,940

Statement of Financial Position

as at 31 Dec 2021

Friends-International Laos (Vientiane & Luang Prabang)

CURRENT ASSETS		2021 (US\$)	2020 (US\$)	2021 (KIP)	2020 (KIP)
Current Assets					
Cash & Bank		271,455	234,964	2,768,840,894	2,132,295,275
Prepayments		0	12,352	0	112,096,520
Accounts Receivable					
Funding Receivables		0	22,593	0	205,032,784
Training Receivables		2,240	2,351	22,849,954	21,333,924
Staff Loans		0	66	0	600,000
Miscellaneous		1,827	1,831	18,633,226	16,613,000
TOTAL ASSETS		275,522	274,157	2,810,324,075	2,487,971,504

LIABILITIES					
Current Liabilities					
Funding Payables		0	60		547,168
Income Tax Payable		660	530	6,728,313	4,812,396
TOTAL LIABILITIES		660	591	6,728,313	5,359,564

EQUITY		274,862	273,566	2,803,595,762	2,482,611,940
---------------	--	----------------	----------------	----------------------	----------------------

Statement of Changes in Equity

as at 31 Dec 2021

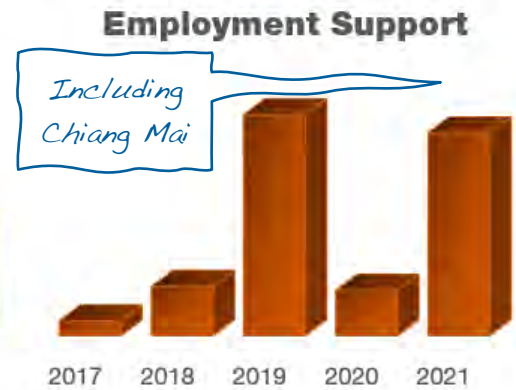
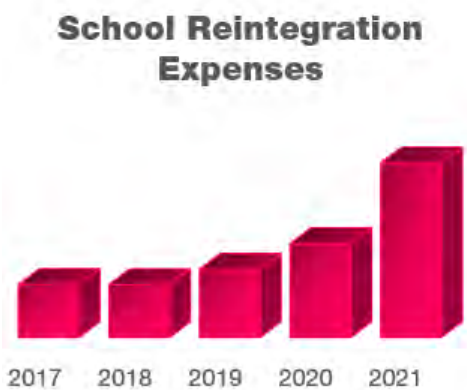
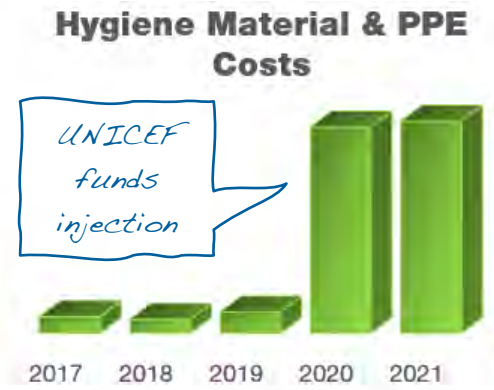
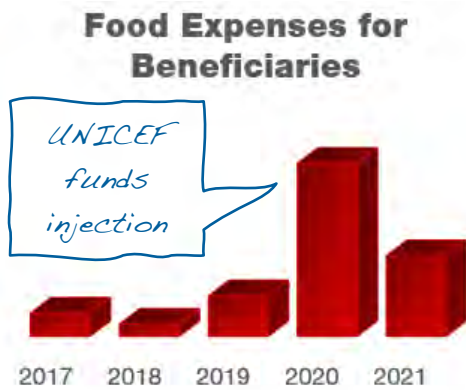
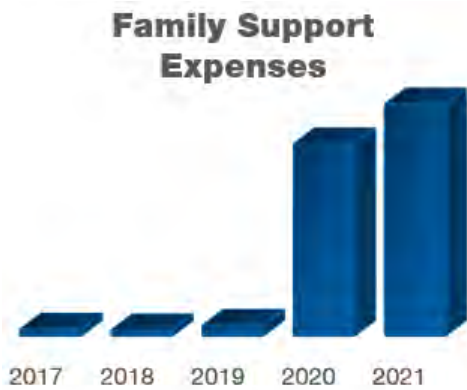
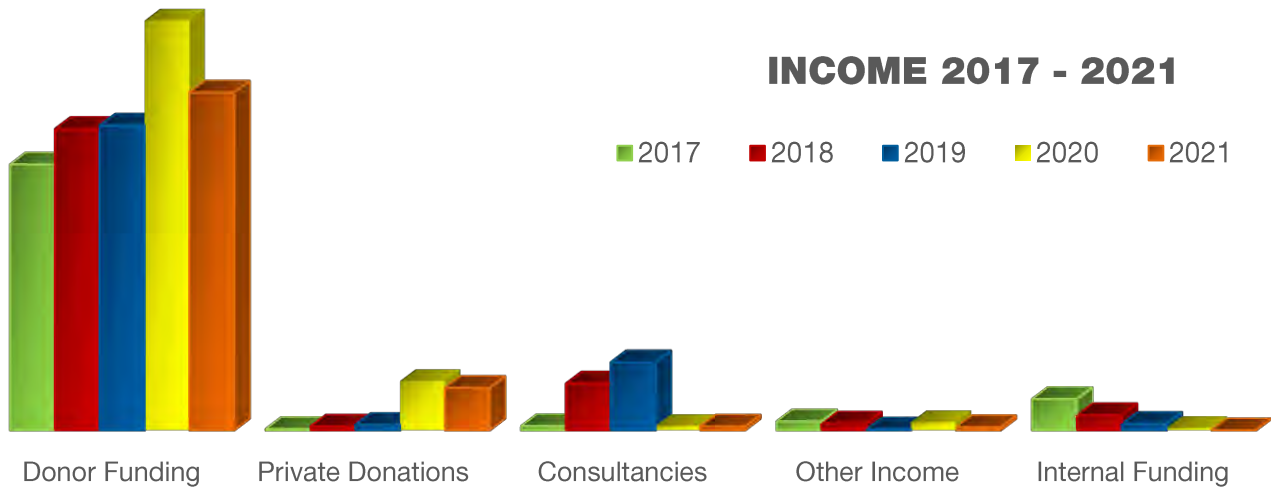
Friends-International Laos (Vientiane & Luang Prabang)

#	FUND ACCOUNT (₭IP)	TYPE	OPENING K	INCOME K	EXPENSES K	CLOSING K
1	Anonymous (FLCF)	<i>Donor Funding</i>	205,032,784	0	190,812,784	14,220,000
2	Anonymous (OFF)	<i>Donor Funding</i>	108,023,159	193,870,000	164,534,100	137,359,059
3	Anonymous (SHKIF)	<i>Donor Funding</i>	85,053,475	36,330,334	121,383,809	0
4	Credit Suisse APAC Foundation Limited	<i>Donor Funding</i>	0	259,335,590	100,516,993	158,818,597
5	Czech Republic Embassy Bangkok	<i>Donor Funding</i>	0	191,680,476	191,680,476	0
6	Fondation Next	<i>Donor Funding</i>	0	500,032,650	0	500,032,650
7	Fondation Pro Victimis	<i>Donor Funding</i>	0	422,955,000	311,750,289	111,204,711
8	Friends France	<i>Donor Funding</i>	0	181,552,000	181,552,000	0
9	Gisela Stichting	<i>Donor Funding</i>	117,088,603	187,940,000	196,974,357	108,054,246
10	Give2Asia	<i>Donor Funding</i>	49,091,455	103,464,559	152,556,014	0
11	Partners for Equity / Anonymous (DF)	<i>Donor Funding</i>	0	205,520,000	100,631,003	104,888,997
12	SeCoDév	<i>Donor Funding</i>	619,417,926	423,328,639	1,042,746,566	0
13	Spellbrook Foundation	<i>Donor Funding</i>	143,238,660	287,581,316	226,468,549	204,351,427
14	Spellbrook Foundation (COVID)	<i>Donor Funding</i>	11,329,410	0	11,329,410	0
15	The Cold Mountain Fund of RSF Social Finance	<i>Donor Funding</i>	22,939,283	0	22,939,283	0
16	UNICEF Laos	<i>Donor Funding</i>	6,160,000	1,161,221,771	1,167,381,771	0
17	UNODC	<i>Donor Funding</i>	142,509,957	0	130,448,452	12,061,505
18	World Nomads/Footprint Network	<i>Donor Funding</i>	5,788,499	0	5,788,499	0
19	Anonymous (via Dragonfly Asia-Pacific Ltd)	<i>Private Donation</i>	0	110,027,841	110,027,841	0
20	Anonymous (HLM)	<i>Private Donation</i>	466,002,729	193,870,000	373,897,446	285,975,283
21	Anonymous (TO)	<i>Private Donation</i>	0	686,735,000	491,129,971	195,605,029
22	Fondation Juniclair	<i>Private Donation</i>	151,033,398	0	128,827,203	22,206,195
23	Friends Deutschland	<i>Private Donation</i>	21,804,438	0	21,804,438	0
24	FI Laos Reserves	<i>Reserve</i>	28,963,916	454,280,204	-80,422,692	563,666,812
25	Vocational Training	<i>Reserve</i>	299,134,247	68,118,387	-17,898,614	385,151,249
	TOTAL		2,482,611,940	5,667,843,768	5,346,859,946	2,803,595,762

#	FUND ACCOUNT (US\$)	TYPE	OPENING \$	INCOME \$	EXPENSES \$	CLOSING \$
1	Anonymous (FLCF)	<i>Donor Funding</i>	20,101	0	18,707	1,394
2	Anonymous (OFF)	<i>Donor Funding</i>	10,591	19,007	16,131	13,467
3	Anonymous (SHKIF)	<i>Donor Funding</i>	8,339	3,562	11,900	0
4	Credit Suisse APAC Foundation Limited	<i>Donor Funding</i>	0	25,425	9,855	15,570
5	Czech Republic Embassy Bangkok	<i>Donor Funding</i>	0	18,792	18,792	0
6	Fondation Next	<i>Donor Funding</i>	0	49,023	0	49,023
7	Fondation Pro Victimis	<i>Donor Funding</i>	0	41,466	30,564	10,902
8	Friends France	<i>Donor Funding</i>	0	17,799	17,799	0
9	Gisela Stichting	<i>Donor Funding</i>	11,479	18,425	19,311	10,594
10	Give2Asia	<i>Donor Funding</i>	4,813	10,144	14,956	0
11	Partners for Equity / Anonymous (DF)	<i>Donor Funding</i>	0	20,149	9,866	10,283
12	SeCoDév	<i>Donor Funding</i>	60,727	41,503	102,230	0
13	Spellbrook Foundation	<i>Donor Funding</i>	14,043	28,194	22,203	20,034
14	Spellbrook Foundation (COVID)	<i>Donor Funding</i>	1,111	0	1,111	0
15	The Cold Mountain Fund of RSF Social Finance	<i>Donor Funding</i>	2,249	0	2,249	0
16	UNICEF Laos	<i>Donor Funding</i>	604	113,845	114,449	0
17	UNODC	<i>Donor Funding</i>	13,972	0	12,789	1,183
18	World Nomads/Footprint Network	<i>Donor Funding</i>	567	0	567	0
19	Anonymous (via Dragonfly Asia-Pacific Ltd)	<i>Private Donation</i>	0	10,787	10,787	0
20	Anonymous (HLM)	<i>Private Donation</i>	45,687	19,007	36,657	28,037
21	Anonymous (TO)	<i>Private Donation</i>	0	67,327	48,150	19,177
22	Fondation Junclair	<i>Private Donation</i>	14,807	0	12,630	2,177
23	Friends Deutschland	<i>Private Donation</i>	2,138	0	2,138	0
24	FI Laos Reserves	<i>Reserve</i>	2,840	44,537	-7,885	55,261
25	Vocational Training	<i>Reserve</i>	29,327	6,678	-1,755	37,760
	TOTAL		243,393	555,671	524,202	274,862

Friends-International Thailand

	2021	2020
Number of Staff (31 Dec)	13	15
Total Income (US\$)	419,794	514,196
Total Expenses (US\$)	417,875	400,314
Administrative Costs	5%	4%



Financial Statements

Income Statement

for the year ending 31 Dec 2021

Friends-International Thailand

(Bangkok, Chiang Mai & Aranyaprathet/Poipet)

INCOME	2021 (US\$)	2020 (US\$)	2021 (TH฿)	2020 (TH฿)
Donor Funding (earned & unearned)	366,402	444,534	11,358,463	13,336,029
Private Donations	46,057	53,498	1,427,779	1,604,954
Consultancy	4,008	4,714	124,257	141,405
Other Income	3,327	8,887	103,125	266,618
Internal Funding	0	2,563	0	76,882
TOTAL INCOME	419,794	514,196	13,013,625	15,425,888
EXPENSES				
PERSONNEL				
International Staff	22,046	39,277	683,422	1,178,320
National Staff	143,695	145,621	4,454,542	4,368,638
Health & Pensions	2,682	3,570	83,153	107,108
Stipends	9,168	11,355	284,205	340,646
Staff COVID Testing	245	0	7,589	
Miscellaneous	2,517	2,433	78,037	73,000
	180,353	202,257	5,590,948	6,067,712
DIRECT COSTS				
Hygiene costs	11,610	11,287	359,920	338,606
Medical costs	6,246	4,012	193,619	120,366
IEC Material	11,146	3,485	345,533	104,561
Clothing for Beneficiaries	82	0	2,550	0
Non-Formal Education materials	112	363	3,461	10,880
Food/Drink for Beneficiaries	5,771	12,403	178,901	372,097
Family/Support	38,206	31,647	1,184,379	949,404
Harm Reduction Materials	496	0	15,363	0
Centre Supplies	0	324	0	9,718
Other Activity Costs	0	126	0	3,775
Case Manager Travel	148	16	4,600	472
Recreational Activity Support	626	643	19,415	19,301
Outreach Materials	998	518	30,935	15,554
School Reintegration Support	15,708	8,438	486,956	253,134
Vocational Training Materials/ Referrals	2,304	4,047	71,411	121,424
Job Placement Support	20,546	4,198	636,933	125,936
ChildSafe Materials / Activities	6,677	6,090	206,984	182,689
Staff Uniforms	273	0	8,465	0

EXPENSES	2021 (US\$)	2020 (US\$)	2021 (TH฿)	2020 (TH฿)
Self-Employment Support	9,090	2,392	281,798	71,770
Independent Living	610	0	18,904	0
Beneficiary Transport	404	23	12,523	700
Beneficiary Trainings / Meetings	4,388	835	136,024	25,041
Community Event Costs	0	1,781	0	53,430
Beneficiary COVID Testing	190		5,900	
	135,631	92,629	4,204,574	2,778,858
EQUIPMENT/ASSETS				
IT/Computers	2,817	3,073	87,324	92,190
Furniture/Fittings	106	53	3,300	1,590
Miscellaneous	578	271	17,920	8,119
	3,501	3,397	108,544	101,899
INDIRECT COSTS				
Communications	2,769	2,739	85,843	82,170
Transport/Gasoline/Maintenance	10,853	9,824	336,448	294,731
Maintenance/Renovations	35	675	1,100	20,238
Office Supplies	1,967	2,296	60,965	68,870
Rent & Utilities	14,006	16,216	434,174	486,489
External Audits	3,226	5,334	100,000	160,021
Postage and Shipping	3,099	641	96,078	19,216
Miscellaneous	6,076	2,361	188,342	70,840
	42,031	40,086	1,302,949	1,202,576
TRAVEL & TRAINING				
Travel Costs	6,470	10,674	200,579	320,235
Workshops/ Research/ Assessments	1,774	3,606	54,986	108,173
	8,244	14,280	255,565	428,408
PROGRAM SUPPORT				
Headquarter Support Costs	32,324	33,848	1,002,049	1,015,448
	32,324	33,848	1,002,049	1,015,448
CHILDSAFE ALLIANCE SUB-GRANTS				
Bahay Tuluyan (Philippines)	15,790	13,817	489,483	414,508
	15,790	13,817	489,483	414,508
TOTAL EXPENSES	417,875	400,314	12,954,112	12,009,407
NET INCOME	1,920	113,883	59,513	3,416,481
Retained funds b/f	262,440	143,765	7,873,198	4,456,718
Restated (exchange rate differences)	253,974	148,557		
EQUITY	255,894	262,440	7,932,711	7,873,198

Statement of Financial Position

as at 31 Dec 2021

Friends-International Thailand

(Bangkok, Chiang Mai & Aranyaprathet/Poipet)

CURRENT ASSETS		2021 (US\$)	2020 (US\$)	2021 (TH฿)	2020 (TH฿)
Current Assets					
	Cash & Bank	266,705	266,001	8,267,867	7,980,027
	Prepayments	306	0	9,500	0
	Project Advances	0	4,485	0	134,563
Accounts Receivable					
	Funding Receivables	290	0	8,997	0
	Guarantee Deposits	2,548	2,693	79,000	80,800
	Miscellaneous	0	439	0	13,164
TOTAL ASSETS		269,850	273,618	8,365,364	8,208,554
LIABILITIES					
Current Liabilities					
	Funding Payables	12,265	9,594	380,215	287,835
	Income Tax Payable	1,039	324	32,217	9,717
	Miscellaneous	55	529	1,712	15,858
	Withholding Tax	92	67	2,858	1,995
	Social Security Payable	505	665	15,650	19,950
TOTAL LIABILITIES		13,957	11,179	432,652	335,355
EQUITY		255,894	262,440	7,932,711	7,873,198

Statement of Changes in Equity

as at 31 Dec 21

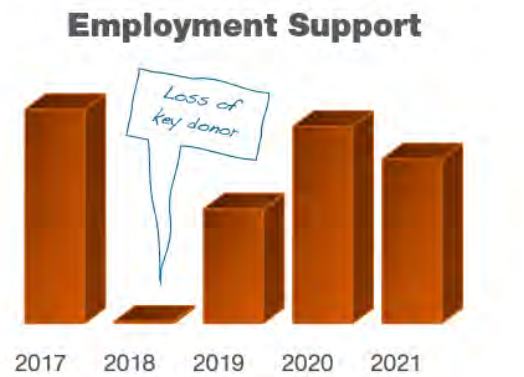
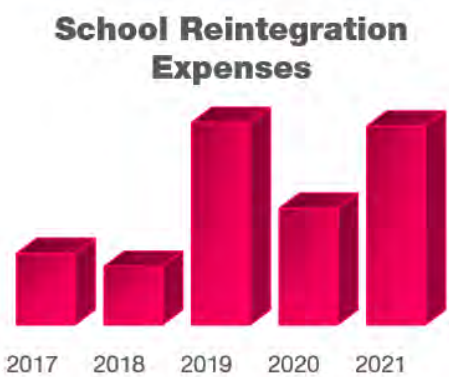
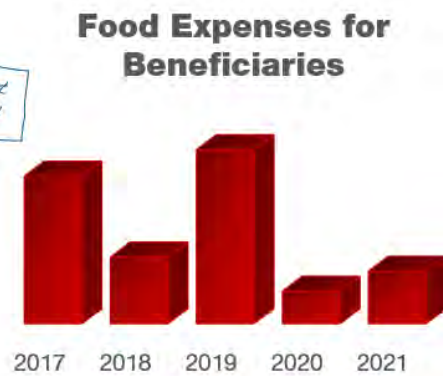
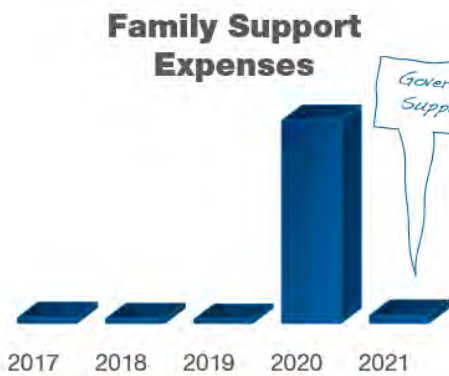
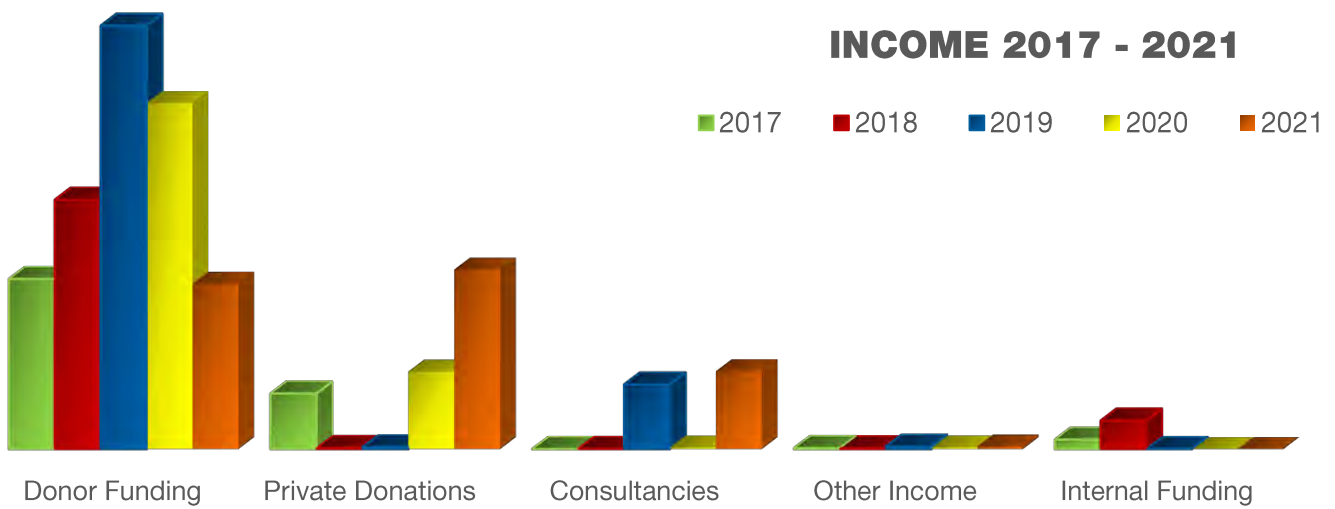
Friends-International Thailand (Bangkok, Chiang Mai & Aranyaprathet/Poipet)

#	FUND ACCOUNT	LOCATION	TYPE	OPENING (฿)	INCOME (฿)	EXPENSE (฿)	CLOSING (฿)
1	Mahidol University	Bangkok	<i>Consultancy</i>	-58,666	56,900	-1,766	0
2	Anonymous (OFF)	Bangkok	<i>Donor Funding</i>	349,634	0	110,464	239,171
3	Asian Development Bank	Bangkok	<i>Donor Funding</i>	0	0	1,193	-1,193
4	Avery Denisson Foundation	Bangkok	<i>Donor Funding</i>	830,582	0	448,967	381,615
5	Credit Suisse APAC Foundation Limited	Bangkok	<i>Donor Funding</i>	1,298,341	1,948,343	1,245,727	2,000,957
6	Embassy of Switzerland	Bangkok	<i>Donor Funding</i>	20,682	-20,682	0	0
7	Equitable Education Fund	Bangkok	<i>Donor Funding</i>	353,142	-786	352,356	0
8	UNICEF Thailand	Bangkok	<i>Donor Funding</i>	291,566	4,062,357	4,408,047	-54,124
9	World Childhood Foundation	Bangkok	<i>Donor Funding</i>	310,687	3,170,702	2,820,956	660,433
10	Anonymous (TO)	Bangkok	<i>Private Donation</i>	0	1,156,019	495,371	660,649
11	COVID 19 Appeal Donations	Bangkok	<i>Private Donation</i>	4,258	0	4,258	0
12	NIST International School	Bangkok	<i>Private Donation</i>	0	30,000	30,000	0
13	Albrecht Kiesow Foundation / Sebastian Kiesow	Bangkok	<i>Private Donation</i>	759,497	0	612,590	146,908
14	Albrecht Kiesow Foundation / Sebastian Kiesow	Aran	<i>Donor Funding</i>	0	750,000	230,823	519,177
15	Caritas Switzerland / EU	Aran	<i>Donor Funding</i>	157,830	348,281	506,111	0
16	Gisela Stichting	Aran	<i>Donor Funding</i>	168,622	314,100	218,879	263,844
17	Give2Asia	Aran	<i>Donor Funding</i>	0	199,774	199,774	0
18	The Cold Mountain Fund of RCF Social Finance	Aran	<i>Donor Funding</i>	388,192	0	16,022	372,170
19	World Childhood Foundation Contract 1	Aran	<i>Donor Funding</i>	37,846	0	669,325	-631,479
20	World Childhood Foundation Contract 2	Aran	<i>Donor Funding</i>	0	586,372	586,372	0
21	Anonymous (DF)	Aran	<i>Private Donation</i>	130,522	0	63,647	66,875
22	Anonymous (TO)	Aran	<i>Private Donation</i>	48,645	0	9,146	39,499
23	Wat Khmer Kampuchea Krom	Aran	<i>Private Donation</i>	0	241,760	0	241,760
24	FI Thailand Reserves	Reserves	<i>Reserves</i>	2,781,818	170,483	-74,149	3,026,450
	FUND BALANCE			7,873,198	13,013,625	12,954,112	7,932,711

#	FUND ACCOUNT	LOCATION	TYPE	OPENING (US\$)	INCOME (US\$)	EXPENSE (US\$)	CLOSING (US\$)
1	Mahidol University	Bangkok	Consultancy	-1,892	1,835	-57	0
2	Anonymous (OFF)	Bangkok	Donor Funding	11,279	0	3,563	7,715
3	Asian Development Bank	Bangkok	Donor Funding	0	0	38	-38
4	Avery Denisson Foundation	Bangkok	Donor Funding	26,793	0	14,483	12,310
5	Credit Suisse APAC Foundation Limited	Bangkok	Donor Funding	41,882	62,850	40,185	64,547
6	Embassy of Switzerland	Bangkok	Donor Funding	667	-667	0	0
7	Equitable Education Fund	Bangkok	Donor Funding	11,392	-25	11,366	0
8	UNICEF Thailand	Bangkok	Donor Funding	9,405	131,044	142,195	-1,746
9	World Childhood Foundation	Bangkok	Donor Funding	10,022	102,281	90,999	21,304
10	Anonymous (TO)	Bangkok	Private Donation	0	37,291	15,980	21,311
11	COVID 19 Appeal Donations	Bangkok	Private Donation	137	0	137	0
12	NIST International School	Bangkok	Private Donation	0	968	968	0
13	Albrecht Kiesow Foundation / Sebastian Kiesow	Bangkok	Private Donation	24,500	0	19,761	4,739
14	Albrecht Kiesow Foundation / Sebastian Kiesow	Aran	Donor Funding	0	24,194	7,446	16,748
15	Caritas Switzerland / EU	Aran	Donor Funding	5,091	11,235	16,326	0
16	Gisela Stichting	Aran	Donor Funding	5,439	10,132	7,061	8,511
17	Give2Asia	Aran	Donor Funding	0	6,444	6,444	0
18	The Cold Mountain Fund of RCF Social Finance	Aran	Donor Funding	12,522	0	517	12,005
19	World Childhood Foundation Contract 1	Aran	Donor Funding	1,221	0	21,591	-20,370
20	World Childhood Foundation Contract 2	Aran	Donor Funding	0	18,915	18,915	0
21	Anonymous (DF)	Aran	Private Donation	4,210	0	2,053	2,157
22	Anonymous (TO)	Aran	Private Donation	1,569	0	295	1,274
23	Wat Khmer Kampuchea Krom	Aran	Private Donation	0	7,799	0	7,799
24	FI Thailand Reserves	Reserves	Reserves	89,736	5,499	-2,392	97,627
	FUND BALANCE			253,974	419,794	417,875	255,894

Yayasan Teman Baik (Indonesia)

	2021	2020
Number of Staff (31 Dec)	11	11
Total Income (US\$)	179,660	180,297
Total Expenses (US\$)	128,101	135,948
Administrative Costs	21%	9%



Financial Statements

Income Statement for the year ending 31 Dec 2021 Yayasan Teman Baik (Jakarta, Indonesia)

INCOME	2021 (US\$)	2020 (US\$)	2021 (IDR)	2020 (IDR)
Training Income	0	0	0	0
Donor Funding (earned & unearned)	69,875	146,158	978,245,752	2,046,207,732
Private Donations	75,803	32,761	1,061,239,627	458,647,695
Consultancy	32,885	660	460,390,485	9,245,984
Other Income	1,097	718	15,358,410	10,049,898
TOTAL INCOME	179,660	180,297	2,515,234,274	2,524,151,309
	109,785	139,244		
EXPENSES				
PERSONNEL				
Staff Salaries	62,747	62,623	878,461,763	876,719,114
Health & Pensions	5,620	5,174	78,682,384	72,438,999
Consultancies / Professional Fees	4,338	139	60,725,000	1,950,000
Staff COVID Testing	25	0	353,000	0
	72,730	67,936	1,018,222,147	951,108,113
DIRECT COSTS				
Hygiene costs	70	9,856	982,600	137,983,910
Medical costs	110	493	1,539,300	6,907,500
Clothing for Beneficiaries	0	56	0	786,900
Non-Formal Education materials	134	208	1,879,900	2,909,231
Food/Drink for Beneficiaries	653	402	9,147,000	5,632,340
Family Support	453	12,154	6,335,900	170,149,452
Centre Supplies	0	258	0	3,612,100
Other Activity Costs	350	0	4,893,900	0
Case Manager Travel	103	620	1,440,000	8,680,000
Recreational Activity Support	0	1,172	0	16,405,600
Outreach Materials	76	262	1,069,000	3,664,982
School Reintegration Support	935	548	13,089,000	7,678,000
Vocational Training Materials/ Referrals	7,260	543	101,641,950	7,600,000
Job Placement Support	664	754	9,300,000	10,552,000
ChildSafe Materials / Activities	618	1,551	8,650,300	21,712,050
Self-Employment Support	2,921	3,540	40,900,980	49,562,000
Beneficiary Transport	1,283	795	17,968,000	11,124,700
Beneficiary Trainings / Meetings	0	3,568	0	49,955,400
Community Event Costs	0	17	0	243,000
	15,631	36,797	218,837,830	515,159,165
EQUIPMENT/ASSETS				
IT/Computers	0	2,537	0	35,520,000

EXPENSES	2021 (US\$)	2020 (US\$)	2021 (IDR)	2020 (IDR)
Furniture/Fittings	0	1,205	0	16,871,800
Miscellaneous	0	460	0	6,440,000
	0	4,202	0	58,831,800
INDIRECT COSTS				
Communications	2,197	2,707	30,752,669	37,892,254
Transport/Gasoline/Maintenance	2,890	3,477	40,453,300	48,675,900
Maintenance/Renovations	253	737	3,544,000	10,318,000
Office Supplies	859	1,803	12,024,283	25,247,610
Rent & Utilities	9,211	7,956	128,959,697	111,385,421
External Audits	0	1,286	0	18,000,000
Miscellaneous	13,797	836	193,154,780	11,704,154
	29,206	18,802	408,888,729	263,223,339
TRAVEL & TRAINING				
Travel Costs	0	43	0	606,000
Workshops & Assessments	79	254	1,107,400	3,552,000
	79	297	1,107,400	4,158,000
PROGRAM SUPPORT				
Headquarter Support Costs	10,455	7,913	146,363,646	110,785,519
	10,455	7,913	146,363,646	110,785,519
TOTAL EXPENSES	128,101	135,948	1,793,419,752	1,903,265,936
NET INCOME	51,558	44,349	721,814,521	620,885,373
Retained funds b/f	70,342	25,993	984,790,129	363,904,756
Restated (exchange rate differences)	70,342	25,993		
EQUITY	121,900	70,342	1,706,604,650	984,790,129

Statement of Financial Position

as at 31 Dec 2021

Yayasan Teman Baik (Jakarta, Indonesia)

CURRENT ASSETS		2021 (US\$)	2020 (US\$)	2021 (IDR)	2020 (IDR)
Current Assets					
Cash & Bank		117,302	49,574	1,642,234,949	694,035,199
Project Advances		981	196	13,735,000	2,750,000
Prepayments		2,464	1,643	34,500,000	23,000,000
Accounts Receivable					
Accounts Receivables		964	19,104	13,500,000	267,451,597
Guarantee Deposits		714	714	10,000,000	10,000,000
TOTAL ASSETS		122,426	71,231	1,713,969,949	997,236,795

LIABILITIES					
Current Liabilities					
Tax Payable		94	187	1,310,077	2,621,833
Other Payables		0	21	0	297,000
Social Security Payable		433	681	6,055,222	9,527,834
TOTAL LIABILITIES		526	889	7,365,299	12,446,667

EQUITY	121,900	70,342	1,706,604,650	984,790,129
---------------	----------------	---------------	----------------------	--------------------

Statement of Changes in Equity

as at 31 Dec 2021

Yayasan Teman Baik (Jakarta, Indonesia)

#	FUND ACCOUNT	TYPE	OPENING (IDR)	INCOME (IDR)	EXPENSES (IDR)	CLOSING (IDR)
1	International Social Services Hong Kong	<i>Consultancy</i>	0	4,716,270	4,893,900	-177,630
2	International Social Services New Zealand	<i>Consultancy</i>	0	6,291,539	2,714,000	3,577,539
3	UNICEF Indonesia	<i>Consultancy</i>	0	449,382,676	451,231,421	-1,848,745
4	Boeing	<i>Donor Funding</i>	545,683,981	672,125,000	751,592,309	466,216,672
5	Credit Suisse APAC Foundation Limited	<i>Donor Funding</i>	0	404,151,678	247,113,301	157,038,377
6	UNICEF Indonesia	<i>Donor Funding</i>	144,568,337	-98,030,926	46,537,411	0
7	Anonymous Donor (TO)	<i>Private Donation</i>	0	697,897,627	0	697,897,627
8	Anonymous Donor (NB)	<i>Private Donation</i>	0	71,342,000	0	71,342,000
9	Paul Newfield	<i>Private Donation</i>	25,263,578	0	25,263,578	0
10	PT Gunung Sewu Management	<i>Private Donation</i>	0	250,000,000	75,208,140	174,791,860
11	Sovia Wirjoprawiro	<i>Private Donation</i>	30,000,000	42,000,000	53,999,316	18,000,684
12	Teman Baik Reserves	<i>Reserves</i>	239,274,232	15,358,410	134,866,376	119,766,266
	TOTAL		984,790,129	2,515,234,274	1,793,419,752	1,706,604,650

#	FUND ACCOUNT	TYPE	OPENING (US\$)	INCOME (US\$)	EXPENSES (US\$)	CLOSING (US\$)
1	International Social Services Hong Kong	<i>Consultancy</i>	0	337	350	-13
2	International Social Services New Zealand	<i>Consultancy</i>	0	449	194	256
3	UNICEF Indonesia	<i>Consultancy</i>	0	32,099	32,231	-132
4	Boeing	<i>Donor Funding</i>	38,977	48,009	53,685	33,301
5	Credit Suisse APAC Foundation Limited	<i>Donor Funding</i>	0	28,868	17,651	11,217
6	UNICEF Indonesia	<i>Donor Funding</i>	10,326	-7,002	3,324	0
7	Anonymous Donor (TO)	<i>Private Donation</i>	0	49,850	0	49,850
8	Anonymous Donor (NB)	<i>Private Donation</i>	0	5,096	0	5,096
9	Paul Newfield	<i>Private Donation</i>	1,805	0	1,805	0
10	PT Gunung Sewu Management	<i>Private Donation</i>	0	17,857	5,372	12,485
11	Sovia Wirjoprawiro	<i>Private Donation</i>	2,143	3,000	3,857	1,286
12	Teman Baik Reserves	<i>Reserves</i>	17,091	1,097	9,633	8,555
	TOTAL		70,342	179,660	128,101	121,900

Tha Ngae Chin Myar (Myanmar)

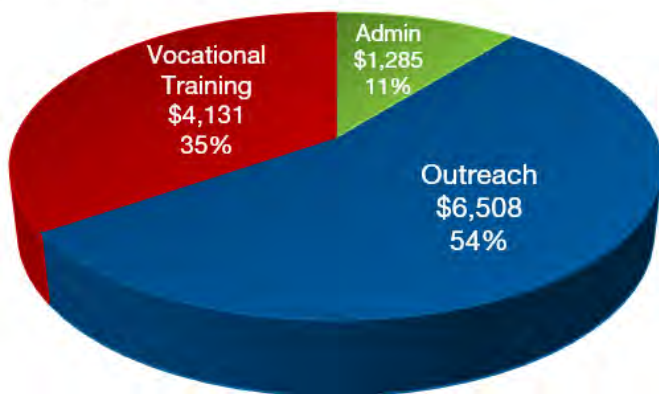
	2021	2020
Number of Staff (31 Dec)	4	4
Total Income (US\$)	27,794	33,249
Total Expenses (US\$)	37,327	11,924
Administrative Costs	11%	9%

INCOME 2020 - 2021

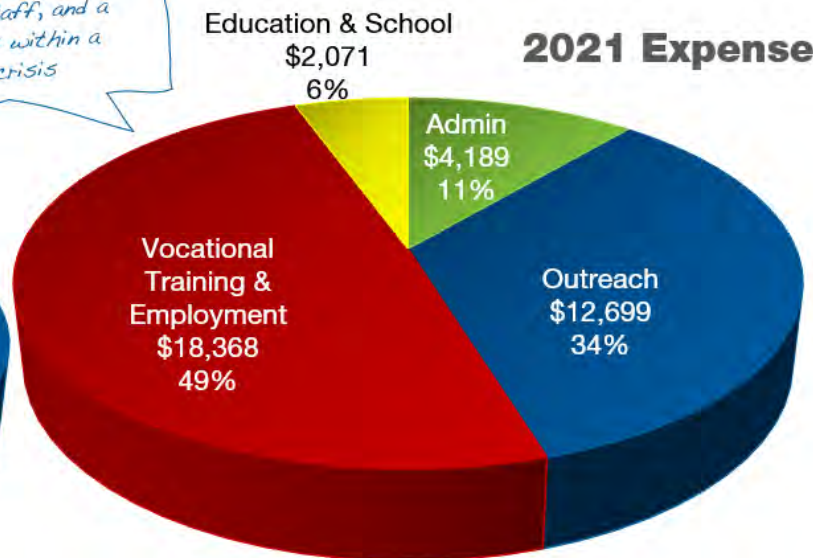


373 total beneficiaries with 2 social workers, 1 Director, 1 Finance/HR staff, and a COVID crisis within a political crisis

Aug - Dec 2020 Expenses



2021 Expenses



Financial Statements

Income Statement for the year ending 31 Dec 2021 Tha Ngae Chin Myar (Yangon, Myanmar)

INCOME	2021 (US\$)	2020 (US\$)	2021 (MMK)	2020 (MMK)
Donor Funding (earned & unearned)	18,107	960	27,159,860	1,343,384
Private Donations	8,860	300	13,289,370	419,410
Other Income	828	312	1,241,785	437,287
Internal Funding	0	31,677		44,348,300
TOTAL INCOME	27,794	33,249	41,691,015	46,548,381
EXPENSES				
PERSONNEL				
Staff Salaries	16,138	5,494	24,206,767	7,691,363
Health Insurance	320	400	480,000	560,000
Miscellaneous	0	41	0	57,500
	16,458	5,935	24,686,767	8,308,863
DIRECT COSTS				
Hygiene costs	444	13	666,000	18,600
Medical costs	303	0	454,300	0
IEC Material	0	0	0	0
Clothing for Beneficiaries	26	0	38,300	0
Non-Formal Education materials	85	0	128,150	0
Food/Drink for Beneficiaries	999	4	1,498,784	5,000
Family Support	4,544	129	6,815,650	180,750
Centre Supplies	129	0	193,050	0
School Reintegration Support	667	0	1,000,350	0
Vocational Training Materials/ Referrals	1,362	0	2,043,013	0
Staff Uniforms	57	0	86,000	0
Independent Living	602	0	903,000	0
Beneficiary Transport	133	0	199,400	0
Beneficiary Trainings / Meetings	0	1,000	0	1,400,000
	9,351	1,146	14,025,997	1,604,350
EQUIPMENT/ASSETS				
IT/Computers	160	1,414	239,800	1,980,000
	160	1,414	239,800	1,980,000
INDIRECT COSTS				
Communications	375	121	561,800	169,000
Transport/Gasoline/Maintenance	140	9	210,100	12,200
Maintenance/Renovations	67	46	101,000	64,500

EXPENSES	2021 (US\$)	2020 (US\$)	2021 (MMK)	2020 (MMK)
Office Supplies	182	33	273,335	45,950
Rent & Utilities	7,409	113	11,113,925	158,110
Miscellaneous	818	479	1,226,636	670,902
	8,991	800	13,486,796	1,120,662
Headquarter Support Costs	2,368	2,628	3,551,655	3,679,307
	2,368	2,628	3,551,655	3,679,307
TOTAL EXPENSES	37,327	11,924	55,991,015	16,693,182
NET INCOME	-9,533	21,325	-14,300,000	29,855,198
Retained funds b/f	21,325	-	29,855,198	-
Restated (exchange rate differences)	19,903	-	-	-
EQUITY	10,370	21,325	15,555,199	29,855,198

Statement of Financial Position

as at 31 Dec 2021

Tha Ngae Chin Myar (Yangon, Myanmar)

CURRENT ASSETS	2021 (US\$)	2020 (US\$)	2021 (MMK)	2020 (MMK)
Current Assets				
Cash & Bank	10,446	24,025	15,669,305	33,634,638
Prepayments	137	0	205,000	0
TOTAL ASSETS	10,583	24,025	15,874,305	33,634,638

LIABILITIES	2021 (US\$)	2020 (US\$)	2021 (MMK)	2020 (MMK)
Current Liabilities				
Funding Payables	0	2,700	0	3,779,439
Income Tax Payable	213	0	319,106	0
TOTAL LIABILITIES	213	2,700	319,106	3,779,439

EQUITY	10,370	21,325	15,555,199	29,855,198
---------------	---------------	---------------	-------------------	-------------------

Statement of Changes in Equity

as at 31 Dec 2021

Tha Ngae Chin Myar (Yangon, Myanmar)

#	FUND ACCOUNT	TYPE	OPENING (MMK)	INCOME (MMK)	EXPENSES (MMK)	CLOSING (MMK)
1	Credit Suisse Asia Pacific Foundation	<i>Donor Funding</i>	0	4,285,117	8,475,680	-4,190,563
2	CW Asia Fund Foundation	<i>Donor Funding</i>	0	8,956,445	8,956,445	0
3	Fondation Next	<i>Donor Funding</i>	0	0	1,134,000	-1,134,000
4	Give2Asia	<i>Donor Funding</i>	0	13,918,298	7,781,671	6,136,627
5	Skoll Foundation	<i>Donor Funding</i>	24,515,573	0	24,150,743	364,830
6	COVID Donations HQ	<i>Private Donations</i>	4,539,546	0	4,539,546	0
7	Angela Baker	<i>Private Donations</i>	0	998,676	880,000	118,676
8	Tha Ngae Chin Myar Reserves	<i>Reserves</i>	800,080	13,532,479	72,930	14,259,629
	TOTAL		29,855,198	41,691,015	55,991,015	15,555,199

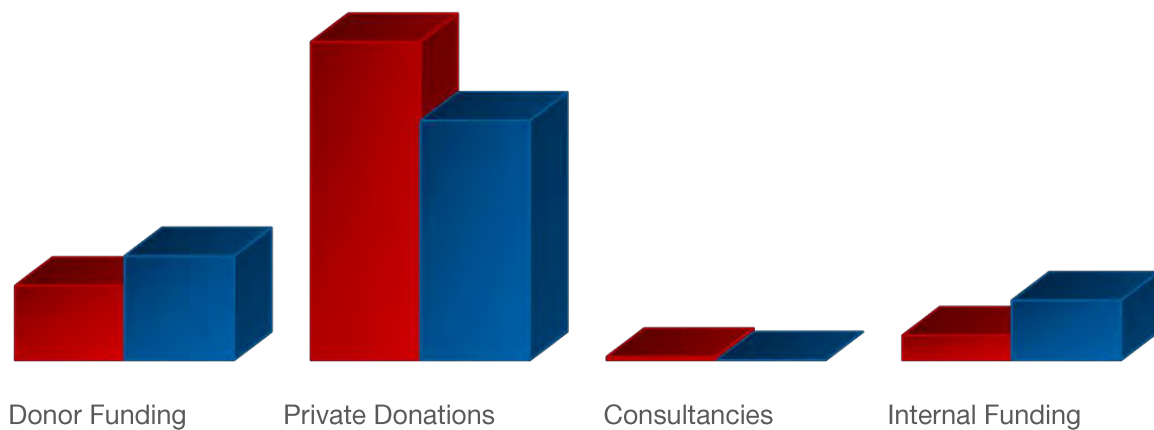
#	FUND ACCOUNT	TYPE	OPENING (US\$)	INCOME (US\$)	EXPENSES (US\$)	CLOSING (US\$)
1	Credit Suisse Asia Pacific Foundation	<i>Donor Funding</i>	0	2,857	5,650	-2,794
2	CW Asia Fund Foundation	<i>Donor Funding</i>	0	5,971	5,971	0
3	Fondation Next	<i>Donor Funding</i>	0	0	756	-756
4	Give2Asia	<i>Donor Funding</i>	0	9,279	5,188	4,091
5	Skoll Foundation	<i>Donor Funding</i>	16,344	0	16,100	243
6	COVID Donations HQ	<i>Private Donations</i>	3,026	0	3,026	0
7	Angela Baker	<i>Private Donations</i>	0	666	587	79
8	Tha Ngae Chin Myar Reserves	<i>Reserves</i>	533	9,022	49	9,506
	TOTAL		19,903	27,794	37,327	10,370

Friends-International Suisse

	2021	2020
Number of Staff (31 Dec)	1	1
Total Income (US\$)	136,777	142,720
Total Expenses (US\$)	108,804	137,540
Administrative Costs	0%	0%

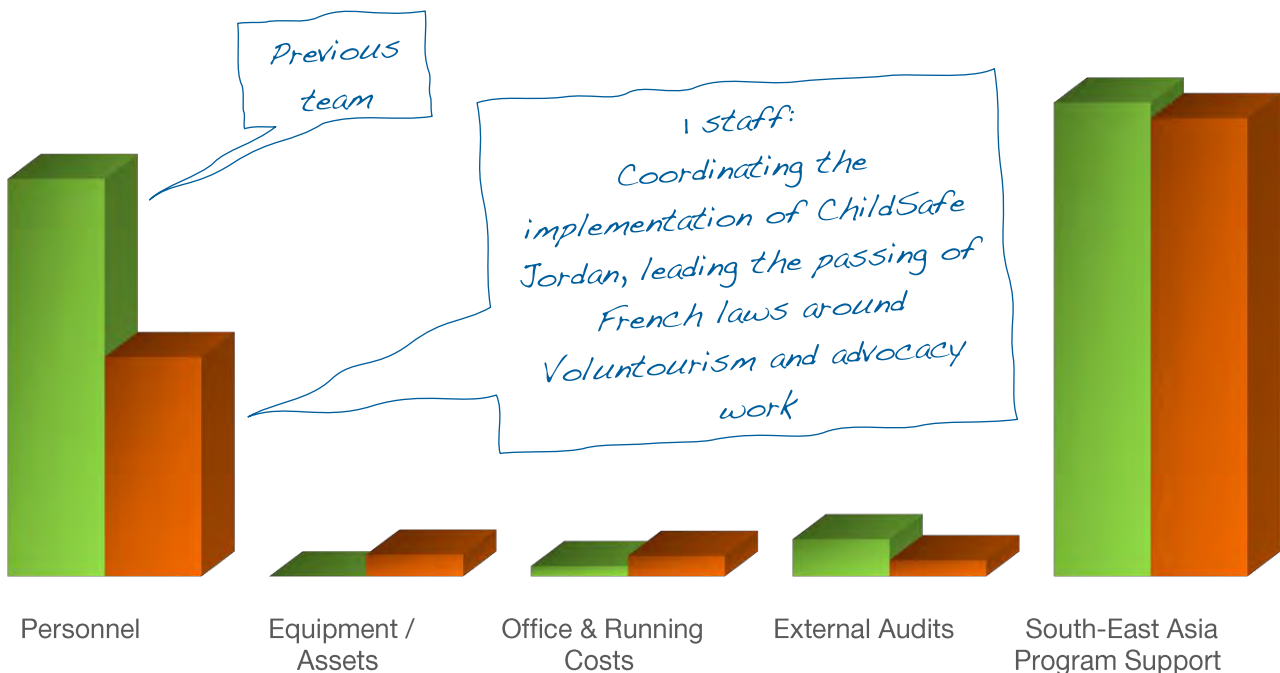
■ 2020 ■ 2021

INCOME 2020 - 2021



■ 2020 ■ 2021

EXPENSES 2020 - 2021



Financial Statements

Income Statement for the year ending 31 Dec 2021 Friends-International Suisse (Genève)

INCOME	2021 (US\$)	2020 (US\$)	2021 (CHF)	2020 (CHF)
Donor Funding	35,310	25,258	31,779	22,733
Private Donations	81,190	107,856	73,071	97,070
Consultancy	0	1,180	0	1,062
Internal Funding	20,278	8,426	18,250	7,583
TOTAL INCOME	136,777	142,720	123,100	128,448
EXPENSES				
PERSONNEL				
Staff Salaries	25,724	50,222	23,152	45,200
Health Insurance	6,551	8,284	5,896	7,455
Miscellaneous	167	221	150	199
	32,442	58,727	29,198	52,855
EQUIPMENT / ASSETS				
IT/Computers	3,220	0	2,898	0
	3,220	0	2,898	0
INDIRECT COSTS				
Communications	1,191	0	1,072	0
Transport/Gasoline	114	0	103	0
Office Supplies	33	127	30	114
Rent & Utilities	0	1,795	0	1,616
External Audits	2,393	5,500	2,154	4,950
Miscellaneous	1,707	1,390	1,536	1,251
	5,440	8,812	4,896	7,931
FI Siem Reap	19,333	19,333	17,400	17,400
Headquarter Support Costs	48,369	50,667	43,532	45,601
	67,702	70,001	60,932	63,001
TOTAL EXPENSES	108,804	137,540	97,924	123,786
NET INCOME	27,973	5,180	25,176	4,662
Retained funds b/f	9,476	4,297	8,529	3,867
EQUITY	37,450	9,476	33,705	8,529

Statement of Financial Position

as at 31 Dec 2021

Friends-International Suisse (Genève)

CURRENT ASSETS	2021 (US\$)	2020 (US\$)	2021 (CHF)	2020 (CHF)
Current Assets				
Cash & Bank	40,278	28,076	36,250	25,269
Prepayments	1,496	0	1,346	0
Health Insurance Receivables	0	416	0	375
TOTAL ASSETS	41,774	28,492	37,597	25,643
LIABILITIES				
Current Liabilities				
Funding Payables	0	75	0	67
Social Security Payables	0	1,209	0	1,088
Miscellaneous	2,513	2,389	2,262	2,150
Deferred Income	1,811	15,343	1,630	13,809
TOTAL LIABILITIES	4,324	19,016	3,892	17,114
EQUITY	37,450	9,476	33,705	8,529

Statement of Changes in Equity

as at 31 Dec 2021

Friends-International Suisse (Genève)

#	FUND ACCOUNT	TYPE	OPENING (CHF)	INCOME (CHF)	EXPENSES (CHF)	CLOSING (CHF)
1	Arab Gulf Programme for Development	<i>Donor Funding</i>	0	11,179	11,179	0
2	Ville de Genève	<i>Donor Funding</i>	0	20,600	20,600	0
3	FI HQ / Skoll Foundation	<i>Internal Funding</i>	1,647	18,250	15,582	4,315
4	FI Suisse Reserves	<i>Reserves</i>	6,881	73,071	50,563	29,389
	TOTAL		8,529	123,100	97,924	33,705

#	FUND ACCOUNT	TYPE	OPENING (US\$)	INCOME (US\$)	EXPENSES (US\$)	CLOSING (US\$)
1	Arab Gulf Programme for Development	<i>Donor Funding</i>	0	12,421	12,421	0
2	Ville de Genève	<i>Donor Funding</i>	0	22,889	22,889	0
3	FI HQ / Skoll Foundation	<i>Internal Funding</i>	1,830	20,278	17,313	4,795
4	FI Suisse Reserves	<i>Reserves</i>	7,646	81,190	56,181	32,655
	TOTAL		9,476	136,777	108,804	37,450

2022 Aspirational Budget

PROJECT	FI HQ & Friends Phnom Penh	Mith Samlanh	FI Siem Reap	FI Thailand	FI Laos	Yayasan Teman Baik	Tha Ngae Chin Myar	FI Suisse	GRAND TOTAL US\$
Saving Lives Core	\$176,087	\$18,200	\$9,750	\$18,281	\$6,613	\$6,964	\$0	\$0	\$235,896
Outreach & Drop-in Centres	\$0	\$1,175,274	\$328,266	\$664,508	\$91,396	\$39,462	\$22,072	\$0	\$2,320,977
ChildSafe Communities	\$1,600	\$163,434	\$19,230	\$28,572	\$7,747	\$2,005	\$267	\$0	\$222,854
Building Futures Core	\$97,584	\$44,190	\$11,700	\$0	\$6,500	\$8,357	\$0	\$0	\$168,331
Residential Services & Family Reintegration	\$0	\$169,923	\$81,870	\$7,813	\$97,720	\$429	\$5,042	\$0	\$362,796
Education & School Reintegration	\$0	\$226,144	\$107,097	\$16,656	\$21,063	\$1,457	\$7,750	\$0	\$380,168
Vocational Training & Employment	\$0	\$931,640	\$340,968	\$121,188	\$153,187	\$44,714	\$44,322	\$0	\$1,636,018
Friends Futures Factory	\$111,906	\$0	\$0	\$0	\$0	\$0	\$0	\$0	\$111,906
ChildSafe Alliance & Sub-grants	\$920,810	\$0	\$0	\$0	\$0	\$67,986	\$0	\$0	\$988,796
ChildSafe Movement	\$137,593	\$0	\$16,878	\$52,809	\$0	\$0	\$0	\$198,535	\$405,815
Program Essentials	\$217,287	\$308,715	\$75,774	\$69,208	\$62,710	\$33,414	\$13,797	\$0	\$780,904
Monitoring, Evaluation & Learning	\$89,966	\$29,250	\$4,550	\$10,156	\$2,990	\$0	\$0	\$0	\$136,912
Communications & Design	\$114,588	\$0	\$0	\$0	\$0	\$0	\$0	\$0	\$114,588
Grants & Fundraising	\$177,247	\$0	\$0	\$0	\$0	\$0	\$0	\$0	\$177,247
Administration	\$281,138	\$82,450	\$43,620	\$29,591	\$27,130	\$26,167	\$8,139	\$0	\$498,235
GRAND TOTAL	\$2,325,805	\$3,149,219	\$1,039,703	\$1,018,781	\$477,057	\$230,955	\$101,389	\$198,535	\$8,541,443

N.B Our annual budgets are live documents, and subject to change to adapt and respond to new circumstances, e.g., rising inflation, surveys, and mapping results etc.